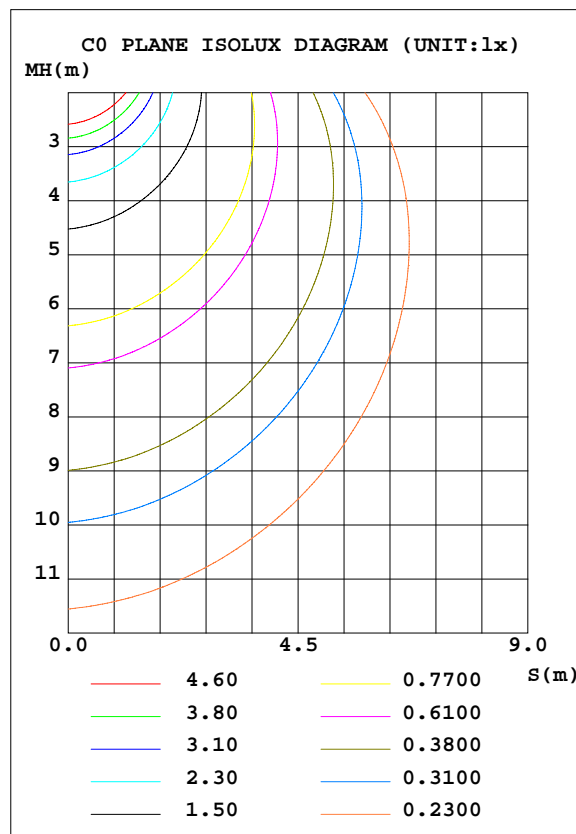
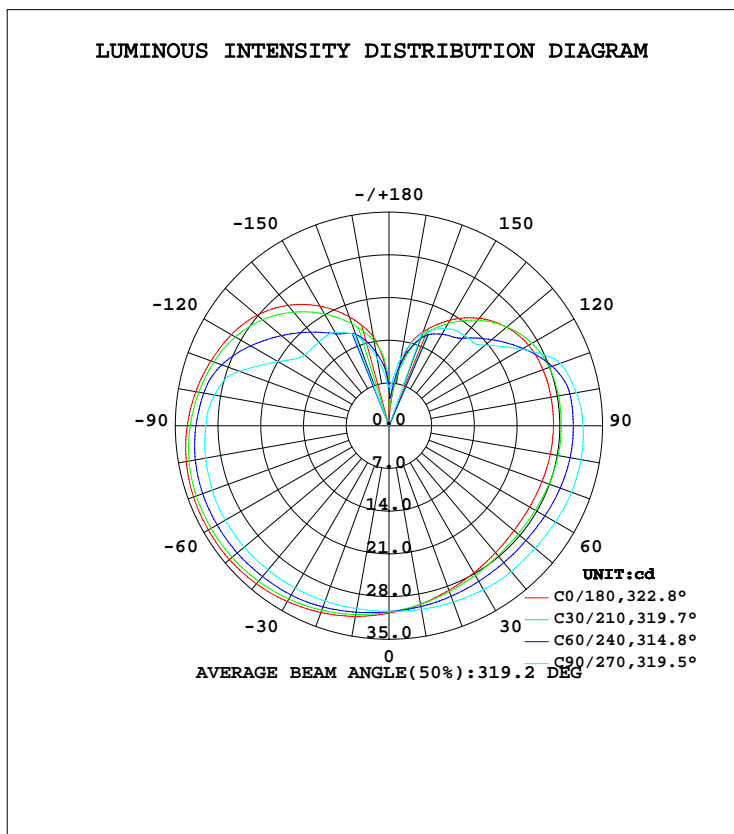


LUMINAIRE PHOTOMETRIC TEST REPORT

NAME: Global-s-3000k-Ra90	TYPE:	WEIGHT:
DIM.:	SPEC.:	SERIAL No.:
MFR.: VD Avenue Lighting	SUR.:	PROTECTION ANGLE:

DATA OF LAMP		PHOTOMETRIC DATA			
MODEL	ML4100-BLK	Imax(cd)	34.17	S/MH(C0/180)	1.38
NOMINAL POWER(W)	5	LOR(%)	100.0	S/MH(C90/270)	1.57
RATED VOLTAGE(V)	24	TOTAL FLUX(lm)	346.67	η UP, DN(C0-180)	22.8, 27.8
NOMINAL FLUX(lm)	346.668	CIE CLASS	DIFFUSE	η UP, DN(C180-360)	21.8, 27.6
LAMPS INSIDE	1	η up(%)	44.6	CIBSE SHR NOM	1.75
TEST VOLTAGE(V)	24	η down(%)	55.4	CIBSE SHR MAX	1.75



C Range: 0 - 360DEG
 C Interval: 10.0DEG
 Test Speed: HIGH
 Temperature: 25.3DEG
 Operators: tang
 Test Date: 2022-04-11

γ Range: 0 - 180DEG
 γ Interval: 1.0DEG
 Test System: EVERFINE GO-2000B_V1 SYSTEM V2.0.262
 Humidity: 65.0%
 Test Distance: 7.100m [K=1.0000]
 Remarks:

ZONAL FLUX DIAGRAM

ZONAL FLUX DIAGRAM:

γ	C0	C45	C90	C135	C180	C225	C270	C315	γ	Φ zone	Φ total	Φ lum,lamp
10	29.71	29.89	30.54	31.07	31.71	31.23	30.42	29.64	0- 10	2.907	2.907	0.84,0.84
20	28.68	29.28	30.74	31.75	32.57	31.93	30.58	28.94	10- 20	8.643	11.55	3.33,3.33
30	27.82	28.80	30.97	32.23	33.27	32.43	30.73	28.26	20- 30	14.12	25.67	7.4,7.4
40	27.16	28.49	31.17	32.58	33.80	32.81	30.84	27.76	30- 40	19.16	44.83	12.9,12.9
50	26.73	28.42	31.24	32.85	34.12	33.08	30.95	27.47	40- 50	23.63	68.46	19.7,19.7
60	26.62	28.55	31.51	33.06	34.17	33.16	30.95	27.36	50- 60	27.41	95.86	27.7,27.7
70	26.68	28.85	31.82	33.17	34.09	33.13	30.82	27.36	60- 70	30.41	126.3	36.4,36.4
80	26.84	29.11	31.94	33.07	33.73	32.82	30.50	27.36	70- 80	32.44	158.7	45.8,45.8
90	26.95	29.18	31.78	32.65	33.05	32.17	30.04	27.23	80- 90	33.28	192.0	55.4,55.4
100	26.96	29.14	31.17	31.94	32.15	31.28	29.03	27.01	90-100	32.84	224.8	64.9,64.9
110	26.86	28.57	29.90	30.98	31.05	30.15	26.08	26.18	100-110	30.74	255.6	73.7,73.7
120	26.41	26.82	25.11	28.98	29.84	28.19	21.02	23.01	110-120	26.67	282.2	81.4,81.4
130	25.15	24.24	20.58	26.14	28.19	25.57	18.05	20.66	120-130	21.73	304.0	87.7,87.7
140	22.99	21.21	19.32	22.95	25.76	22.63	17.91	18.85	130-140	17.02	321.0	92.6,92.6
150	19.98	18.06	18.37	19.70	22.64	19.59	17.67	16.73	140-150	12.55	333.5	96.2,96.2
160	16.35	14.97	16.11	16.71	18.97	16.70	15.73	14.53	150-160	8.197	341.7	98.6,98.6
170	9.563	9.191	11.15	13.30	14.78	13.20	11.21	9.661	160-170	4.054	345.8	99.7,99.7
180	4.153	5.984	6.371	6.911	4.191	5.998	6.399	6.892	170-180	0.8877	346.7	100,100
DEG	LUMINOUS INTENSITY:cd									UNIT:lm		

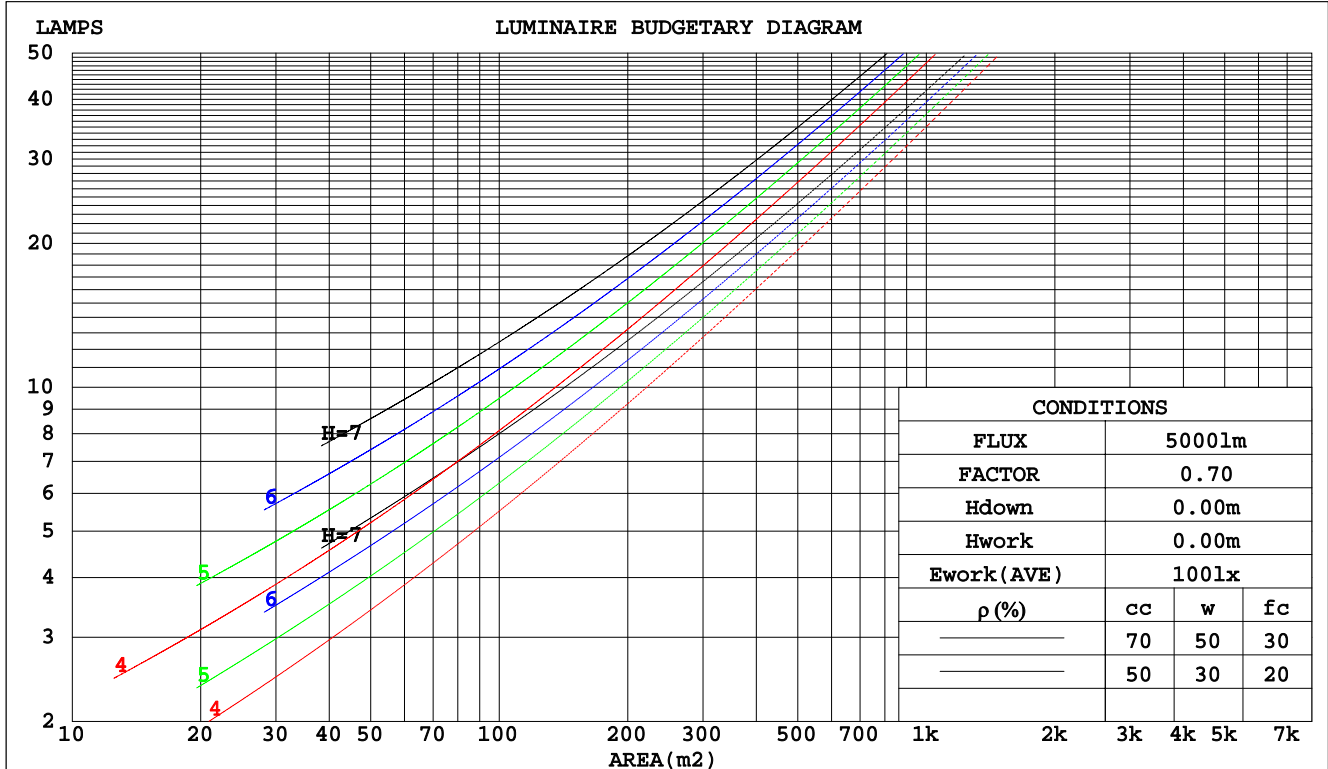
C Range: 0 - 360DEG
C Interval: 10.0DEG
Test Speed: HIGH
Temperature:25.3DEG
Operators:tang
Test Date:2022-04-11

γ Range: 0 - 180DEG
 γ Interval: 1.0DEG
Test System:EVERFINE GO-2000B_V1 SYSTEM V2.0.262
Humidity:65.0%
Test Distance:7.100m [K=1.0000]
Remarks:

CU AND LUMINAIRE BUDGETARY ESTIMATE DIAGRAM

NAME: Global-s-3000k-Ra90	TYPE:	WEIGHT:
DIM.:	SPEC.:	SERIAL No.:
MFR.: VD	SUR.:	PROTECTION ANGLE:

pcc	80%			70%			50%			30%			10%			0
	50%	30%	10%	50%	30%	10%	50%	30%	10%	50%	30%	10%	50%	30%	10%	0
pw																
pfc	20%			20%			20%			20%			20%			0
RCR	RCR:Room Cavity Ratio						Coefficients of Utilization(CU)									
0.0	1.08	1.08	1.08	1.01	1.01	1.01	.86	.86	.86	.73	.73	.73	.61	.61	.61	.55
1.0	.88	.82	.77	.81	.76	.72	.69	.65	.61	.57	.54	.51	.47	.44	.42	.37
2.0	.74	.66	.60	.69	.61	.55	.58	.52	.47	.48	.43	.40	.39	.35	.32	.28
3.0	.64	.55	.48	.59	.51	.44	.50	.43	.38	.41	.36	.32	.33	.29	.26	.21
4.0	.56	.46	.39	.51	.43	.36	.43	.37	.31	.36	.30	.26	.29	.24	.21	.17
5.0	.49	.40	.33	.45	.37	.31	.38	.31	.26	.32	.26	.22	.25	.21	.18	.14
6.0	.44	.35	.28	.40	.32	.26	.34	.27	.22	.28	.23	.19	.23	.18	.15	.12
7.0	.39	.30	.24	.36	.28	.23	.31	.24	.19	.26	.20	.16	.21	.16	.13	.10
8.0	.36	.27	.21	.33	.25	.20	.28	.21	.17	.23	.18	.14	.19	.15	.12	.09
9.0	.32	.24	.19	.30	.22	.17	.25	.19	.15	.21	.16	.13	.17	.13	.10	.08
10.0	.30	.22	.16	.27	.20	.15	.23	.17	.13	.20	.15	.11	.16	.12	.09	.07



C Range: 0 - 360DEG
 C Interval: 10.0DEG
 Test Speed: HIGH
 Temperature: 25.3DEG
 Operators: tang
 Test Date: 2022-04-11

γ Range: 0 - 180DEG
 γ Interval: 1.0DEG
 Test System: EVERFINE GO-2000B_V1 SYSTEM V2.0.262
 Humidity: 65.0%
 Test Distance: 7.100m [K=1.0000]
 Remarks:

WEC AND CCEC

NAME: Global-s-3000k-Ra90	TYPE:	WEIGHT:
DIM.:	SPEC.:	SERIAL No.:
MFR.: VD	SUR.:	PROTECTION ANGLE:

ρ _{cc}	80%			70%			50%			30%			10%			0
ρ _w	50%	30%	10%	50%	30%	10%	50%	30%	10%	50%	30%	10%	50%	30%	10%	0
ρ _{fc}	20%			20%			20%			20%			20%			0
RCR	RCR:Room Cavity Ratio						Wall Exitance Coefficients(WEC)									
0.0																
1.0	.410	.233	.074	.389	.222	.070	.350	.201	.064	.314	.181	.058	.281	.163	.053	
2.0	.342	.188	.058	.324	.178	.055	.288	.160	.050	.255	.143	.045	.225	.127	.040	
3.0	.299	.159	.048	.282	.151	.045	.249	.135	.041	.219	.120	.037	.191	.106	.033	
4.0	.266	.138	.041	.250	.131	.039	.221	.117	.035	.193	.104	.031	.167	.091	.028	
5.0	.240	.122	.035	.226	.116	.034	.198	.103	.030	.173	.091	.027	.149	.080	.024	
6.0	.219	.110	.031	.206	.104	.030	.180	.093	.027	.157	.082	.024	.135	.071	.021	
7.0	.201	.100	.028	.189	.094	.027	.166	.084	.024	.144	.074	.021	.123	.064	.019	
8.0	.186	.091	.026	.175	.086	.024	.153	.076	.022	.133	.067	.019	.114	.058	.017	
9.0	.173	.084	.023	.162	.079	.022	.142	.070	.020	.123	.062	.018	.105	.054	.015	
10.0	.162	.077	.022	.152	.073	.020	.133	.065	.018	.115	.057	.016	.098	.050	.014	

ρ _{cc}	80%			70%			50%			30%			10%			0
ρ _w	50%	30%	10%	50%	30%	10%	50%	30%	10%	50%	30%	10%	50%	30%	10%	0
ρ _{fc}	20%			20%			20%			20%			20%			0
RCR	RCR:Room Cavity Ratio						Ceiling Cavity Exitance Coefficients(CCEC)									
0.0	.530	.530	.530	.453	.453	.453	.309	.309	.309	.178	.178	.178	.057	.057	.057	
1.0	.530	.498	.469	.453	.427	.404	.310	.294	.279	.179	.170	.162	.057	.055	.053	
2.0	.524	.477	.437	.449	.410	.378	.308	.284	.263	.177	.165	.154	.057	.053	.050	
3.0	.517	.461	.417	.443	.398	.362	.304	.277	.254	.176	.161	.150	.056	.052	.049	
4.0	.509	.450	.404	.437	.389	.351	.301	.271	.247	.174	.159	.146	.056	.052	.048	
5.0	.502	.441	.395	.431	.381	.344	.297	.266	.243	.172	.156	.144	.055	.051	.047	
6.0	.495	.433	.389	.425	.375	.339	.293	.263	.240	.170	.154	.142	.055	.051	.047	
7.0	.488	.427	.384	.420	.370	.335	.290	.260	.237	.168	.153	.141	.054	.050	.047	
8.0	.481	.422	.381	.414	.366	.332	.287	.257	.236	.167	.152	.140	.054	.050	.046	
9.0	.475	.417	.378	.409	.362	.330	.284	.255	.234	.165	.150	.140	.054	.049	.046	
10.0	.470	.413	.376	.405	.359	.328	.281	.253	.233	.164	.149	.139	.053	.049	.046	

C Range: 0 - 360DEG
 C Interval: 10.0DEG
 Test Speed: HIGH
 Temperature: 25.3DEG
 Operators: tang
 Test Date: 2022-04-11

γ Range: 0 - 180DEG
 γ Interval: 1.0DEG
 Test System: EVERFINE GO-2000B_V1 SYSTEM V2.0.262
 Humidity: 65.0%
 Test Distance: 7.100m [K=1.0000]
 Remarks:

Uncorrected UGR Table

NAME: Global-s-3000k-Ra90					TYPE:					WEIGHT:					
DIM.:					SPEC.:					SERIAL No.:					
MFR.: VD					SUR.:					PROTECTION ANGLE:					
ceiling/cavity	0.7	0.7	0.5	0.5	0.3	0.7	0.7	0.5	0.5	0.3					
walls	0.5	0.3	0.5	0.3	0.3	0.5	0.3	0.5	0.3	0.3					
working plane	0.2	0.2	0.2	0.2	0.2	0.2	0.2	0.2	0.2	0.2					
Room dimensions	Viewed crosswise					Viewed endwise									
x = 2H y = 2H	7.0	8.2	7.8	9.0	10.0	7.8	8.9	8.6	9.7	10.8					
3H	10.2	11.2	11.0	12.0	13.1	11.0	12.1	11.9	12.9	14.0					
4H	12.0	12.9	12.8	13.8	14.9	12.9	13.9	13.8	14.8	15.9					
6H	14.0	14.9	14.8	15.8	16.9	15.0	15.9	15.9	16.8	17.9					
8H	15.1	16.0	16.0	16.9	18.0	16.1	17.0	17.0	17.9	19.1					
12H	16.4	17.2	17.3	18.1	19.3	17.5	18.3	18.4	19.2	20.4					
4H 2H	8.1	9.1	9.0	10.0	11.1	8.6	9.6	9.5	10.5	11.6					
3H	11.4	12.2	12.3	13.1	14.3	12.1	12.9	12.9	13.8	15.0					
4H	13.3	14.1	14.2	15.0	16.2	14.1	14.8	15.0	15.8	16.9					
6H	15.4	16.1	16.3	17.1	18.3	16.3	17.0	17.2	17.9	19.2					
8H	16.6	17.3	17.6	18.2	19.5	17.6	18.2	18.5	19.2	20.4					
12H	18.0	18.6	19.0	19.6	20.8	19.0	19.6	19.9	20.6	21.8					
8H 4H	14.1	14.7	15.0	15.7	16.9	14.7	15.3	15.6	16.3	17.5					
6H	16.5	17.0	17.5	18.0	19.3	17.2	17.8	18.2	18.7	20.0					
8H	17.9	18.4	18.8	19.4	20.6	18.7	19.2	19.6	20.1	21.4					
12H	19.5	19.9	20.4	20.9	22.2	20.3	20.8	21.3	21.7	23.0					
12H 4H	14.3	14.9	15.3	15.9	17.1	14.9	15.5	15.8	16.4	17.6					
6H	16.9	17.4	17.8	18.3	19.6	17.5	18.0	18.5	19.0	20.2					
8H	18.4	18.8	19.3	19.8	21.1	19.0	19.5	20.0	20.5	21.8					
Variations with the observer position at spacings:															
S = 1.0H	+ 0.1 / - 0.1					+ 0.1 / - 0.1									
1.5H	+ 0.2 / - 0.3					+ 0.2 / - 0.3									
2.0H	+ 0.3 / - 0.4					+ 0.3 / - 0.4									

CIE Pub.117 Corrected 346.7 lm Total Lamp Luminous Flux. (8log(F/F0) = -3.7)

C Range: 0 - 360DEG
 C Interval: 10.0DEG
 Test Speed: HIGH
 Temperature: 25.3DEG
 Operators: tang
 Test Date: 2022-04-11

γ Range: 0 - 180DEG
 γ Interval: 1.0DEG
 Test System: EVERFINE GO-2000B_V1 SYSTEM V2.0.262
 Humidity: 65.0%
 Test Distance: 7.100m [K=1.0000]
 Remarks:

UTILIZATION FACTORS TABLE

NAME: Global-s-3000k-Ra90	TYPE:	WEIGHT:
DIM.:	SPEC.:	SERIAL No.:
MFR.: VD	SUR.:	PROTECTION ANGLE:

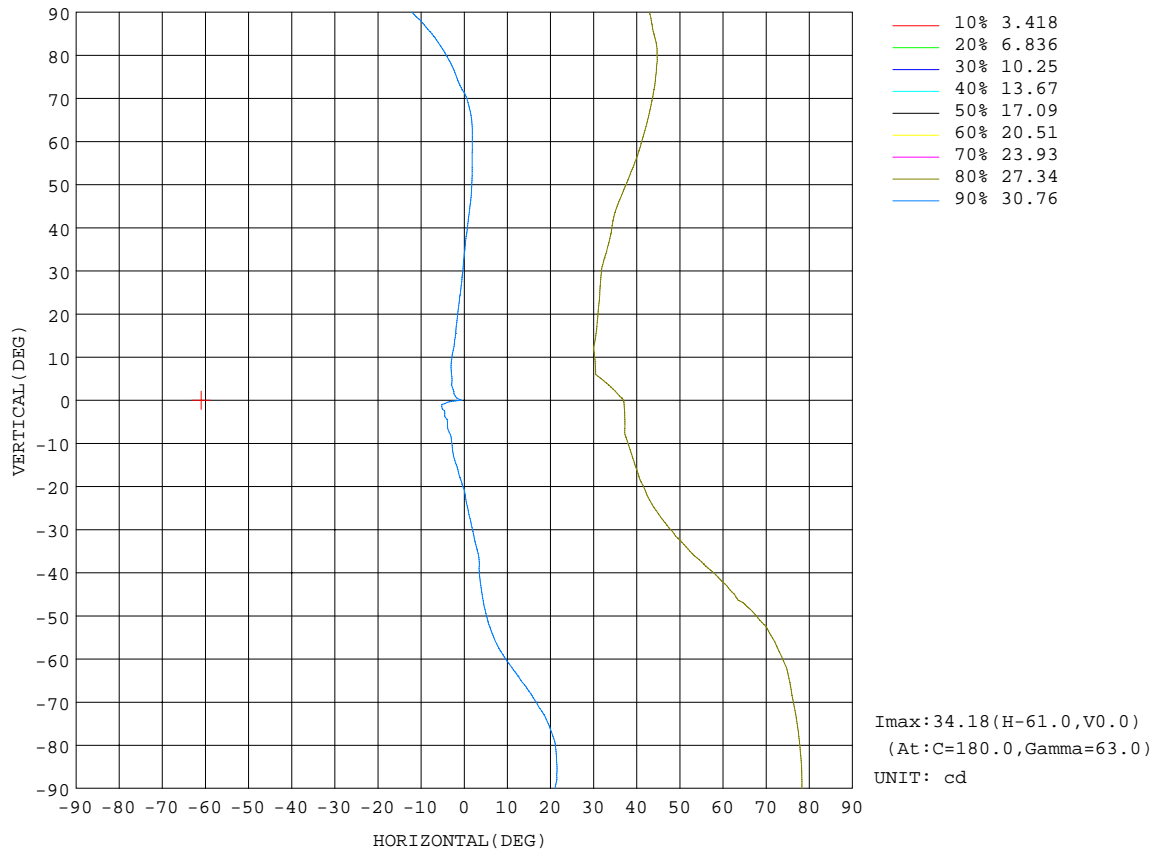
REFLECTANCE										
Ceiling	0.8	0.8	0.8	0.7	0.7	0.7	0.5	0.5	0.5	0
Walls	0.7	0.5	0.3	0.7	0.5	0.3	0.7	0.5	0.3	0
Working plane	0.2	0.2	0.2	0.2	0.2	0.2	0.2	0.2	0.2	0
ROOM INDEX	UTILIZATION FACTORS(PERCENT) $k(RI) \times RCR = 5$									
k = 0.60	38	25	18	36	24	17	33	23	16	9
0.80	46	33	24	44	31	23	39	29	22	12
1.00	54	40	31	50	38	29	45	36	27	16
1.25	60	46	37	57	44	35	50	39	32	19
1.50	66	52	42	61	49	40	53	44	36	22
2.00	73	61	51	68	57	48	59	50	43	26
2.50	78	66	57	73	62	54	63	55	48	29
3.00	82	71	63	76	67	59	66	58	52	32
4.00	87	78	70	81	73	66	70	63	58	35
5.00	91	83	76	84	77	71	72	67	62	38
ROOM INDEX	UF(total)									Direct
According to DIN EN 13032-2 2004			Suspended				SHRNOM = 1.25			

C Range: 0 - 360DEG
 C Interval: 10.0DEG
 Test Speed: HIGH
 Temperature: 25.3DEG
 Operators: tang
 Test Date: 2022-04-11

γ Range: 0 - 180DEG
 γ Interval: 1.0DEG
 Test System: EVERFINE GO-2000B_V1 SYSTEM V2.0.262
 Humidity: 65.0%
 Test Distance: 7.100m [K=1.0000]
 Remarks:

ISOCANDELA DIAGRAM

NAME: Global-s-3000k-Ra90	TYPE:	WEIGHT:
DIM.:	SPEC.:	SERIAL No.:
MFR.: VD	SUR.:	PROTECTION ANGLE:

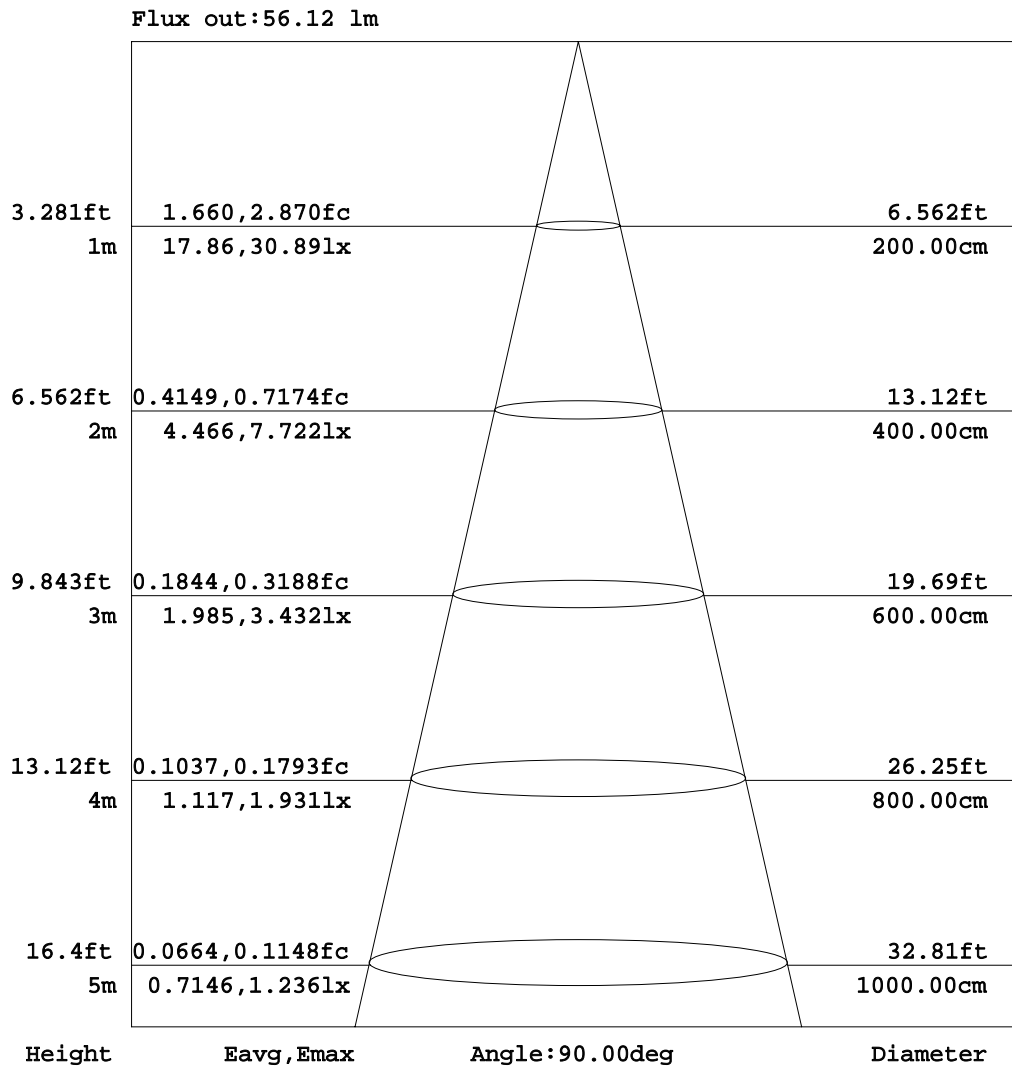


C Range: 0 - 360DEG
 C Interval: 10.0DEG
 Test Speed: HIGH
 Temperature: 25.3DEG
 Operators: tang
 Test Date: 2022-04-11

γ Range: 0 - 180DEG
 γ Interval: 1.0DEG
 Test System: EVERFINE GO-2000B_V1 SYSTEM V2.0.262
 Humidity: 65.0%
 Test Distance: 7.100m [K=1.0000]
 Remarks:

AAI Figure

NAME: Global-s-3000k-Ra90	TYPE:	WEIGHT:
DIM.:	SPEC.:	SERIAL No.:
MFR.: VD	SUR.:	PROTECTION ANGLE:



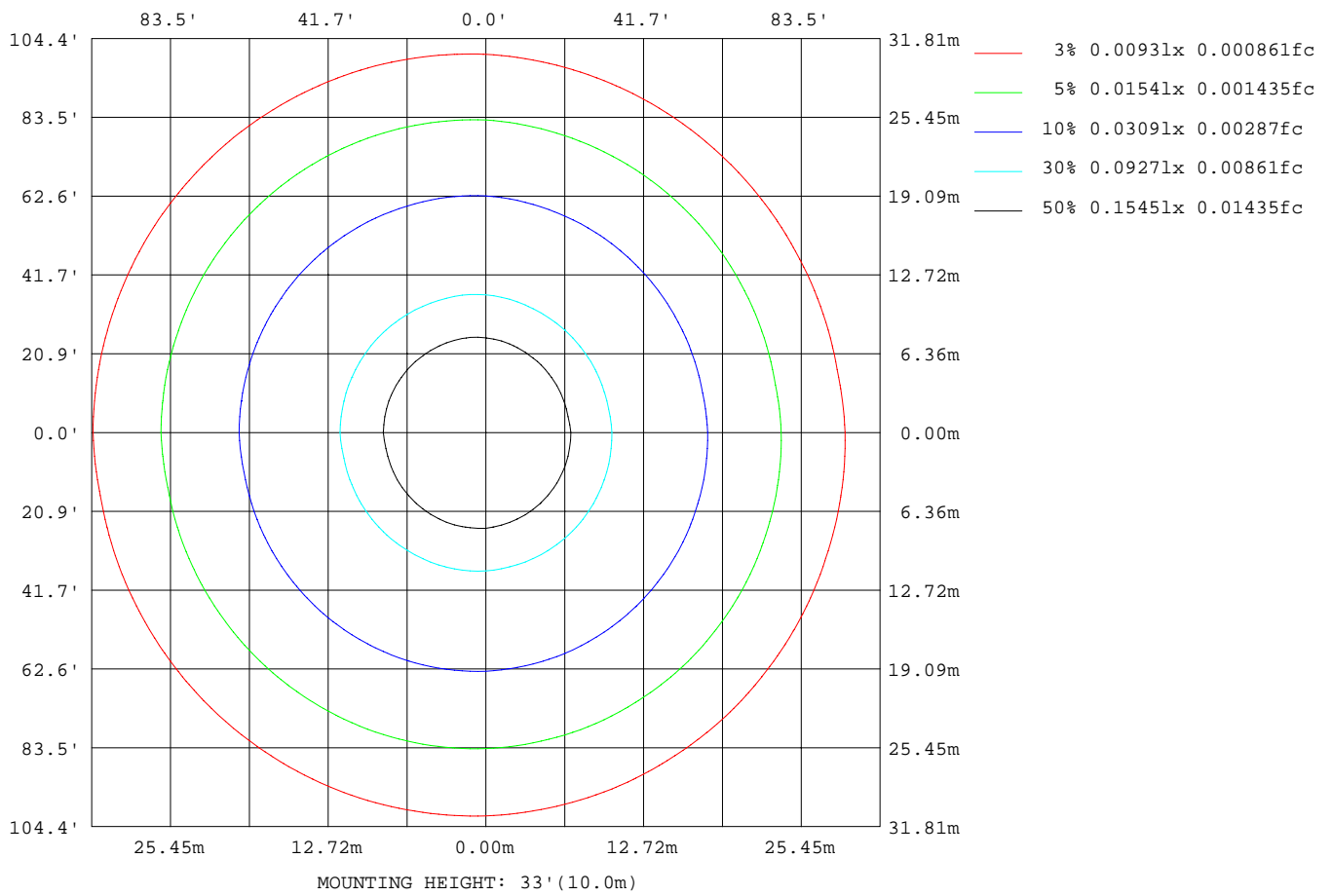
Note:The Curves indicate the illuminated area and the average illumination when the luminaire is at different distance.

C Range: 0 - 360DEG
 C Interval: 10.0DEG
 Test Speed: HIGH
 Temperature:25.3DEG
 Operators:tang
 Test Date:2022-04-11

γ Range: 0 - 180DEG
 γ Interval: 1.0DEG
 Test System:EVERFINE GO-2000B_V1 SYSTEM V2.0.262
 Humidity:65.0%
 Test Distance:7.100m [K=1.0000]
 Remarks:

ISOLUX DIAGRAM

NAME: Global-s-3000k-Ra90	TYPE:	WEIGHT:
DIM.:	SPEC.:	SERIAL No.:
MFR.: VD	SUR.:	PROTECTION ANGLE:



C Range: 0 - 360DEG
 C Interval: 10.0DEG
 Test Speed: HIGH
 Temperature: 25.3DEG
 Operators: tang
 Test Date: 2022-04-11

γ Range: 0 - 180DEG
 γ Interval: 1.0DEG
 Test System: EVERFINE GO-2000B_V1 SYSTEM V2.0.262
 Humidity: 65.0%
 Test Distance: 7.100m [K=1.0000]
 Remarks:

Average Luminance Table(CIBSE)

NAME: Global-s-3000k-Ra90	TYPE:	WEIGHT:
DIM.:	SPEC.:	SERIAL No.:
MFR.: VD	SUR.:	PROTECTION ANGLE:

Parameter description for average Luminance	Symbol	Value	Unit
Luminance in Azimuth Plane	Bc	refer Table 2	cd/sq.m.
Intensity at angle Gamma in given azimuth plane	I	from data	cd/klm
Number of lamps	N	1	
Output of each lamp(initial lumens as specified)	F	346.668	lm
Multiplying factor	K	1	
Luminous area in horizontal plane used in calculations	A	0.1	sq.m.
Angle to the downward vertical from light centre	Gamma	from data	deg

Table 1. Calculation parameters for determination of CIBSE LG3:1996 Average Luminance

G deg	C plane(deg)																		
	0	10	20	30	40	50	60	70	80	90	100	110	120	130	140	150	160	170	180
55	464	468	473	481	491	502	512	524	534	547	555	561	566	573	577	581	583	585	596
60	532	537	543	553	564	578	590	604	616	630	639	647	653	659	663	668	670	671	683
65	630	636	644	657	670	687	702	720	734	750	759	769	776	783	786	790	793	794	808
70	780	789	798	816	833	854	873	895	912	930	942	954	961	967	972	976	979	980	997
75	1034	1046	1059	1083	1105	1135	1159	1188	1211	1233	1249	1261	1271	1278	1284	1287	1291	1290	1311
80	1546	1564	1585	1620	1654	1698	1735	1776	1809	1839	1862	1880	1893	1900	1908	1909	1914	1912	1942
85	3087	3125	3166	3238	3305	3387	3465	3540	3606	3661	3707	3737	3763	3770	3781	3779	3784	3780	3836

Table 2. Average Luminance(cd/sq.m.) for defined C plane,Gamma angle

CIBSE Category	Gamma (deg)	Average Luminance		Patch Luminance	
		maximum	specified	maximum	specified
		calculated	maximum	measured	maximum
Category 1	55 to 90	3836	200	---	500
Category 2	65 to 90	3836	200	---	500
Category 3	75 to 90	3836	200	---	500

Table 3. Tabulation of Average and Patch Luminance(cd/sq.m.) for defined CIBSE categories

No match

C Range: 0 - 360DEG
 C Interval: 10.0DEG
 Test Speed: HIGH
 Temperature:25.3DEG
 Operators:tang
 Test Date:2022-04-11

γ Range: 0 - 180DEG
 γ Interval: 1.0DEG
 Test System:EVERFINE GO-2000B_V1 SYSTEM V2.0.262
 Humidity:65.0%
 Test Distance:7.100m [K=1.0000]
 Remarks:

Average Luminance Table(CIBSE)

NAME: Global-s-3000k-Ra90	TYPE:	WEIGHT:
DIM.:	SPEC.:	SERIAL No.:
MFR.: VD	SUR.:	PROTECTION ANGLE:

Parameter description for average Luminance	Symbol	Value	Unit
Luminance in Azimuth Plane	Bc	refer Table 2	cd/sq.m.
Intensity at angle Gamma in given azimuth plane	I	from data	cd/klm
Number of lamps	N	1	
Output of each lamp(initial lumens as specified)	F	346.668	lm
Multiplying factor	K	1	
Luminous area in horizontal plane used in calculations	A	0.1	sq.m.
Angle to the downward vertical from light centre	Gamma	from data	deg

Table 1. Calculation parameters for determination of CIBSE LG3:2001 Average Luminance

G deg	C plane(deg)																		
	0	10	20	30	40	50	60	70	80	90	100	110	120	130	140	150	160	170	180
55	464	468	473	481	491	502	512	524	534	547	555	561	566	573	577	581	583	585	596
60	532	537	543	553	564	578	590	604	616	630	639	647	653	659	663	668	670	671	683
65	630	636	644	657	670	687	702	720	734	750	759	769	776	783	786	790	793	794	808
70	780	789	798	816	833	854	873	895	912	930	942	954	961	967	972	976	979	980	997
75	1034	1046	1059	1083	1105	1135	1159	1188	1211	1233	1249	1261	1271	1278	1284	1287	1291	1290	1311
80	1546	1564	1585	1620	1654	1698	1735	1776	1809	1839	1862	1880	1893	1900	1908	1909	1914	1912	1942
85	3087	3125	3166	3238	3305	3387	3465	3540	3606	3661	3707	3737	3763	3770	3781	3779	3784	3780	3836

Table 2. Average Luminance(cd/sq.m.) for defined C plane,Gamma angle

range (deg)	Maximum measured	Average Luminance(cd/sq.m)			
		Maximum limit for screen type & software category used			
		Type I,II screen Some neg.s'ware	Type I,II screen Only pos.s'ware	Type III screen Some neg.s'ware	Type III screen Only pos.s'ware
55 to 90	3836	1000	1500	200	500
65 to 90	3836	1000	1500	200	500

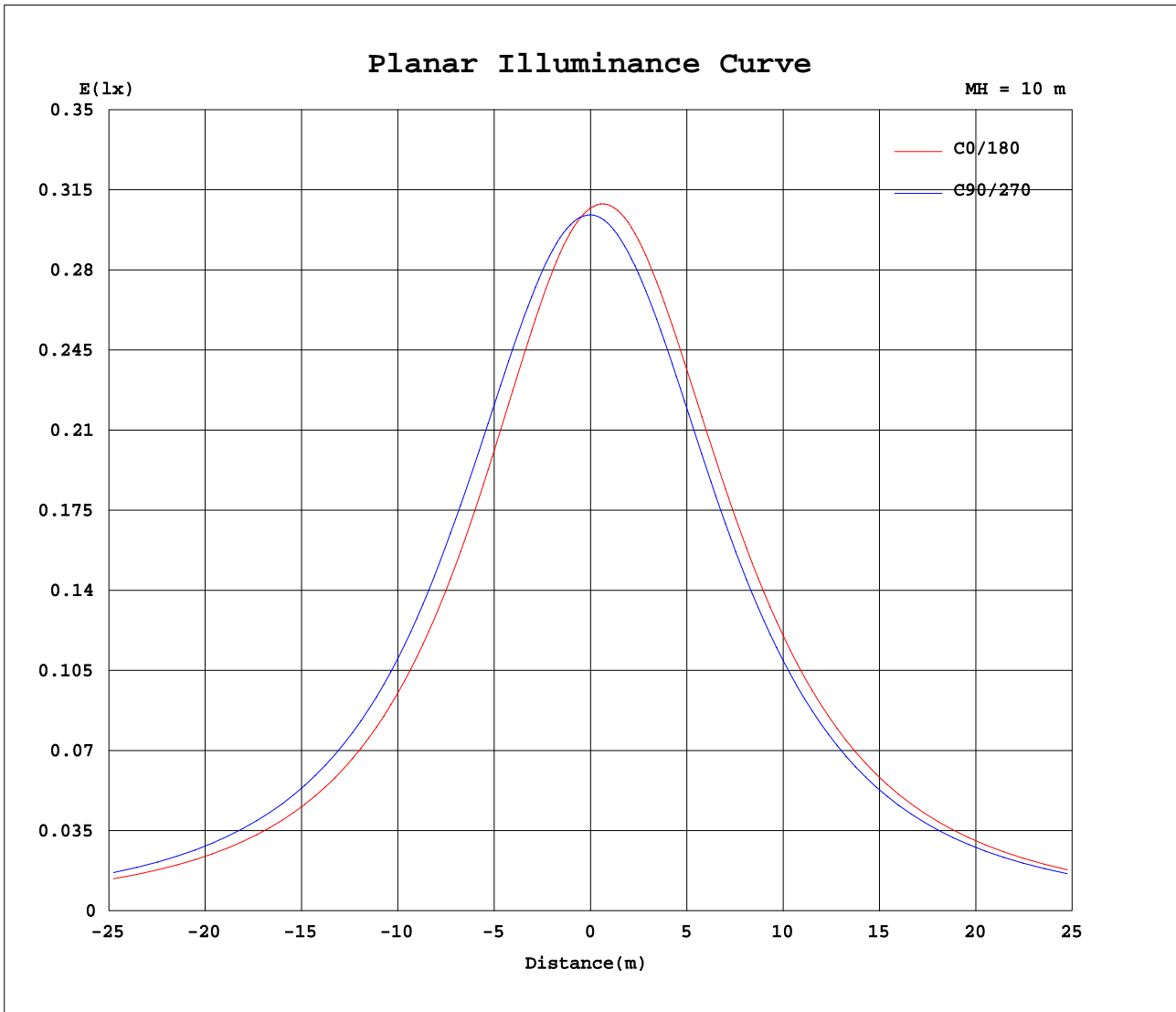
Table 3. Tabulation of average luminance(cd/sq.m.) and luminance limits

No match

C Range: 0 - 360DEG
 C Interval: 10.0DEG
 Test Speed: HIGH
 Temperature:25.3DEG
 Operators:tang
 Test Date:2022-04-11

γ Range: 0 - 180DEG
 γ Interval: 1.0DEG
 Test System:EVERFINE GO-2000B_V1 SYSTEM V2.0.262
 Humidity:65.0%
 Test Distance:7.100m [K=1.0000]
 Remarks:

Planar Illuminance Curve



C Range: 0 - 360DEG
 C Interval: 10.0DEG
 Test Speed: HIGH
 Temperature: 25.3DEG
 Operators: tang
 Test Date: 2022-04-11

γ Range: 0 - 180DEG
 γ Interval: 1.0DEG
 Test System: EVERFINE GO-2000B_V1 SYSTEM V2.0.262
 Humidity: 65.0%
 Test Distance: 7.100m [K=1.0000]
 Remarks:

LUMINOUS DISTRIBUTION INTENSITY DATA

NAME: Global-s-3000k-Ra90	TYPE:	WEIGHT:
DIM.:	SPEC.:	SERIAL No.:
MFR.: VD	SUR.:	PROTECTION ANGLE:

Table--1

UNIT: cd

C(DEG) γ (DEG)	0	10	20	30	40	50	60	70	80	90	100	110	120	130	140	150	160	170	180
0	30.7	30.6	30.6	30.5	30.5	30.5	30.5	30.4	30.4	30.4	30.3	30.4	30.3	30.3	30.3	30.3	30.2	30.3	30.7
5	30.2	30.1	30.2	30.1	30.2	30.2	30.3	30.3	30.4	30.5	30.5	30.6	30.6	30.7	30.7	30.8	30.7	30.7	31.2
10	29.7	29.6	29.7	29.7	29.9	29.9	30.1	30.2	30.4	30.5	30.6	30.8	30.9	31.0	31.1	31.2	31.2	31.2	31.7
15	29.2	29.1	29.2	29.3	29.5	29.6	29.9	30.1	30.4	30.6	30.8	31.1	31.2	31.4	31.5	31.6	31.6	31.7	32.2
20	28.7	28.7	28.8	28.9	29.2	29.4	29.7	30.1	30.4	30.7	31.0	31.3	31.5	31.7	31.8	31.9	32.0	32.0	32.6
25	28.2	28.2	28.4	28.6	28.9	29.2	29.6	30.0	30.4	30.8	31.1	31.5	31.7	32.0	32.1	32.3	32.3	32.4	32.9
30	27.8	27.8	28.0	28.3	28.6	29.0	29.4	29.9	30.4	31.0	31.3	31.7	31.9	32.2	32.3	32.5	32.6	32.7	33.3
35	27.5	27.5	27.7	28.0	28.4	28.8	29.3	29.9	30.4	31.1	31.4	31.8	32.1	32.3	32.5	32.8	32.8	33.0	33.6
40	27.2	27.2	27.5	27.8	28.3	28.7	29.3	29.8	30.5	31.2	31.5	32.0	32.1	32.5	32.7	32.9	33.1	33.2	33.8
45	26.9	27.0	27.3	27.7	28.2	28.7	29.3	29.9	30.5	31.2	31.6	32.0	32.2	32.6	32.8	33.1	33.2	33.4	34.0
50	26.7	26.9	27.2	27.6	28.1	28.7	29.3	29.9	30.5	31.2	31.7	32.1	32.3	32.7	33.0	33.2	33.3	33.5	34.1
55	26.6	26.8	27.1	27.6	28.1	28.8	29.4	30.0	30.6	31.4	31.8	32.2	32.5	32.8	33.1	33.3	33.4	33.6	34.2
60	26.6	26.8	27.1	27.7	28.2	28.9	29.5	30.2	30.8	31.5	32.0	32.3	32.6	33.0	33.2	33.4	33.5	33.6	34.2
65	26.6	26.9	27.2	27.8	28.3	29.1	29.7	30.4	31.0	31.7	32.1	32.5	32.8	33.1	33.2	33.4	33.5	33.6	34.2
70	26.7	27.0	27.3	27.9	28.5	29.2	29.9	30.6	31.2	31.8	32.2	32.6	32.9	33.1	33.2	33.4	33.5	33.5	34.1
75	26.8	27.1	27.4	28.0	28.6	29.4	30.0	30.8	31.3	31.9	32.3	32.6	32.9	33.1	33.2	33.3	33.4	33.4	33.9
80	26.8	27.2	27.5	28.1	28.7	29.5	30.1	30.8	31.4	31.9	32.3	32.6	32.9	33.0	33.1	33.2	33.2	33.2	33.7
85	26.9	27.2	27.6	28.2	28.8	29.5	30.2	30.9	31.4	31.9	32.3	32.6	32.8	32.9	32.9	32.9	33.0	32.9	33.4
90	27.0	27.3	27.7	28.2	28.8	29.5	30.2	30.8	31.4	31.8	32.2	32.4	32.6	32.6	32.7	32.6	32.7	32.6	33.0
95	27.0	27.3	27.7	28.2	28.8	29.5	30.2	30.8	31.3	31.6	32.0	32.2	32.3	32.3	32.3	32.3	32.3	32.2	32.6
100	27.0	27.3	27.7	28.2	28.8	29.4	30.1	30.4	30.5	31.2	31.4	31.8	32.0	31.9	31.9	31.9	31.8	31.7	32.1
105	27.0	27.2	27.6	28.1	28.7	29.3	29.6	28.9	28.6	30.6	29.3	30.3	31.5	31.5	31.5	31.4	31.3	31.3	31.6
110	26.9	27.1	27.5	28.0	28.4	28.7	28.5	26.9	26.1	29.9	26.7	28.1	30.4	31.0	31.0	30.9	30.8	30.7	31.1
115	26.7	27.0	27.3	27.6	27.9	27.8	27.0	24.7	23.4	27.7	23.7	25.8	28.8	30.0	30.3	30.3	30.3	30.1	30.5
120	26.4	26.6	26.9	27.0	27.0	26.6	25.4	22.6	21.2	25.1	20.8	23.7	27.0	28.6	29.3	29.5	29.6	29.5	29.8
125	25.9	26.1	26.2	26.2	26.0	25.2	23.7	20.7	19.7	22.7	18.8	21.8	25.2	27.1	28.1	28.6	28.8	28.8	29.1
130	25.2	25.3	25.3	25.2	24.7	23.8	22.0	19.1	18.8	20.6	17.6	20.1	23.4	25.5	26.8	27.4	27.8	27.9	28.2
135	24.2	24.3	24.3	24.0	23.3	22.2	20.3	18.1	18.8	19.4	17.5	18.7	21.7	23.9	25.3	26.1	26.6	26.8	27.1
140	23.0	23.1	23.0	22.6	21.8	20.6	18.8	18.1	19.1	19.3	17.6	17.6	20.2	22.2	23.7	24.6	25.2	25.5	25.8
145	21.6	21.6	21.4	21.0	20.2	19.0	17.9	18.1	19.1	19.1	17.7	17.2	18.7	20.6	22.0	23.0	23.7	24.0	24.3
150	20.0	20.0	19.8	19.3	18.5	17.6	17.3	17.8	18.6	18.4	17.6	17.0	17.5	19.0	20.3	21.3	22.0	22.4	22.6
155	18.2	18.3	18.0	17.6	17.0	16.5	16.6	17.1	17.7	17.4	16.9	16.6	16.8	17.6	18.7	19.6	20.2	20.6	20.9
160	16.4	16.4	15.9	15.4	15.0	15.0	15.2	15.8	16.4	16.1	15.8	15.7	16.0	16.4	17.0	17.8	18.4	18.8	19.0
165	14.1	13.6	12.8	12.5	12.3	12.5	13.0	13.7	14.0	14.0	13.9	14.1	14.3	14.9	15.4	16.1	16.5	16.9	17.0
170	9.56	9.22	8.89	8.91	8.98	9.40	9.92	10.6	10.9	11.2	11.4	11.7	12.2	12.9	13.7	14.2	14.6	14.8	14.8
175	3.93	4.00	4.16	4.55	4.94	5.47	5.96	6.54	7.12	7.74	8.37	9.11	9.94	10.8	11.5	12.0	12.2	12.1	11.0
180	4.15	4.70	5.10	5.55	5.88	6.09	6.14	6.22	6.25	6.37	6.55	6.66	6.83	6.87	6.95	6.84	6.66	6.37	4.19

C Range: 0 - 360DEG
 C Interval: 10.0DEG
 Test Speed: HIGH
 Temperature: 25.3DEG
 Operators: tang
 Test Date: 2022-04-11

γ Range: 0 - 180DEG
 γ Interval: 1.0DEG
 Test System: EVERFINE GO-2000B_V1 SYSTEM V2.0.262
 Humidity: 65.0%
 Test Distance: 7.100m [K=1.0000]
 Remarks:

LUMINOUS DISTRIBUTION INTENSITY DATA

NAME: Global-s-3000k-Ra90	TYPE:	WEIGHT:
DIM.:	SPEC.:	SERIAL No.:
MFR.: VD	SUR.:	PROTECTION ANGLE:

Table--2

UNIT: cd

C(DEG) γ (DEG)	190	200	210	220	230	240	250	260	270	280	290	300	310	320	330	340	350		
0	30.6	30.6	30.5	30.5	30.5	30.5	30.4	30.4	30.4	30.3	30.4	30.3	30.3	30.3	30.3	30.2	30.3		
5	31.1	31.1	31.0	30.9	30.8	30.7	30.6	30.5	30.4	30.3	30.2	30.1	30.0	29.9	29.9	29.8	29.8		
10	31.6	31.5	31.4	31.3	31.1	31.0	30.8	30.7	30.4	30.2	30.1	29.9	29.7	29.5	29.5	29.3	29.3		
15	32.0	32.0	31.8	31.7	31.5	31.3	31.0	30.8	30.5	30.2	30.0	29.6	29.4	29.1	29.0	28.8	28.8		
20	32.4	32.4	32.2	32.1	31.8	31.6	31.3	31.0	30.6	30.2	29.9	29.4	29.1	28.8	28.6	28.3	28.3		
25	32.8	32.7	32.5	32.3	32.1	31.9	31.5	31.2	30.7	30.2	29.7	29.2	28.8	28.4	28.1	27.9	27.8		
30	33.1	33.0	32.8	32.6	32.3	32.0	31.7	31.3	30.7	30.2	29.6	28.9	28.5	28.0	27.8	27.5	27.4		
35	33.4	33.3	33.0	32.8	32.4	32.2	31.8	31.4	30.8	30.1	29.4	28.7	28.2	27.7	27.4	27.2	27.1		
40	33.6	33.5	33.3	33.0	32.6	32.2	31.9	31.5	30.8	30.1	29.3	28.5	28.0	27.5	27.1	26.8	26.8		
45	33.8	33.7	33.4	33.2	32.8	32.4	31.9	31.6	30.9	30.1	29.2	28.5	27.9	27.3	26.9	26.6	26.5		
50	34.0	33.9	33.6	33.3	32.9	32.4	31.9	31.6	31.0	30.1	29.1	28.4	27.8	27.2	26.8	26.4	26.4		
55	34.0	33.9	33.6	33.4	32.9	32.5	31.9	31.6	31.0	30.0	29.1	28.3	27.6	27.1	26.6	26.3	26.2		
60	34.0	33.9	33.7	33.4	33.0	32.5	32.0	31.6	31.0	30.0	29.1	28.3	27.6	27.1	26.6	26.3	26.2		
65	34.0	33.9	33.6	33.4	33.0	32.5	32.0	31.5	30.9	30.0	29.1	28.3	27.6	27.1	26.6	26.3	26.2		
70	34.0	33.8	33.6	33.3	32.9	32.5	32.0	31.4	30.8	29.9	29.1	28.3	27.6	27.1	26.6	26.4	26.2		
75	33.8	33.7	33.5	33.2	32.9	32.4	31.9	31.3	30.6	29.9	29.1	28.3	27.6	27.1	26.6	26.4	26.3		
80	33.6	33.4	33.3	33.0	32.7	32.2	31.7	31.1	30.5	29.7	29.1	28.3	27.6	27.1	26.6	26.4	26.4		
85	33.3	33.1	32.9	32.7	32.4	32.0	31.5	30.9	30.3	29.6	28.9	28.2	27.6	27.0	26.6	26.4	26.4		
90	32.9	32.7	32.6	32.3	32.0	31.6	31.2	30.6	30.0	29.4	28.8	28.1	27.5	27.0	26.6	26.4	26.4		
95	32.5	32.3	32.1	31.9	31.6	31.2	30.8	30.3	29.7	29.1	28.6	27.9	27.4	26.9	26.6	26.4	26.4		
100	32.0	31.8	31.6	31.4	31.2	30.8	30.3	29.4	29.0	28.1	27.5	27.7	27.2	26.8	26.5	26.3	26.4		
105	31.5	31.3	31.1	30.9	30.7	30.2	28.9	27.6	28.1	26.6	26.0	26.8	26.9	26.6	26.4	26.2	26.3		
110	30.9	30.7	30.5	30.3	30.0	29.2	27.1	25.3	26.1	24.3	23.9	25.4	26.1	26.2	26.2	26.1	26.2		
115	30.3	30.1	29.9	29.6	29.0	27.8	25.1	22.7	23.4	21.3	21.1	22.9	24.1	25.2	25.7	25.9	26.0		
120	29.6	29.4	29.1	28.6	27.8	26.2	23.3	20.1	21.0	19.2	18.5	21.0	22.6	23.4	24.6	25.3	25.6		
125	28.9	28.6	28.1	27.5	26.4	24.6	21.6	17.9	19.1	17.7	16.5	19.4	21.2	22.3	22.9	24.0	24.8		
130	27.9	27.6	27.0	26.2	24.9	23.0	20.1	17.0	18.0	17.1	15.7	18.1	20.1	21.2	22.0	22.5	23.6		
135	26.8	26.4	25.8	24.8	23.4	21.5	18.7	16.8	17.9	17.9	16.4	17.4	19.1	20.2	20.9	21.4	21.9		
140	25.5	25.0	24.3	23.3	21.9	20.0	17.6	16.9	17.9	18.2	16.7	16.6	18.4	19.3	19.8	20.3	20.6		
145	24.0	23.5	22.8	21.8	20.4	18.7	16.9	17.0	18.0	18.4	17.2	16.5	17.1	18.5	18.8	19.1	19.3		
150	22.4	21.9	21.2	20.2	18.9	17.4	16.7	17.0	17.7	18.0	17.1	16.4	16.4	17.1	17.8	17.8	17.9		
155	20.6	20.2	19.5	18.6	17.5	16.7	16.4	16.5	16.8	17.2	16.5	15.9	15.7	15.9	16.5	16.6	16.4		
160	18.7	18.4	17.8	17.1	16.3	15.9	15.6	15.6	15.7	16.0	15.5	15.0	14.6	14.5	14.7	15.2	14.8		
165	16.8	16.5	16.0	15.4	14.9	14.4	14.0	13.9	13.8	13.8	13.6	13.0	12.5	12.3	12.2	12.4	12.3		
170	14.8	14.5	14.2	13.6	12.8	12.2	11.7	11.4	11.2	11.1	10.8	10.5	9.86	9.46	9.10	8.99	8.89		
175	11.6	11.9	11.6	11.2	10.6	9.92	9.33	8.87	8.41	7.96	7.44	6.98	6.45	5.96	5.40	4.88	4.37		
180	4.71	5.11	5.57	5.89	6.11	6.16	6.23	6.26	6.40	6.51	6.65	6.79	6.87	6.92	6.81	6.67	6.34		

C Range: 0 - 360DEG
 C Interval: 10.0DEG
 Test Speed: HIGH
 Temperature: 25.3DEG
 Operators: tang
 Test Date: 2022-04-11

γ Range: 0 - 180DEG
 γ Interval: 1.0DEG
 Test System: EVERFINE GO-2000B_V1 SYSTEM V2.0.262
 Humidity: 65.0%
 Test Distance: 7.100m [K=1.0000]
 Remarks: