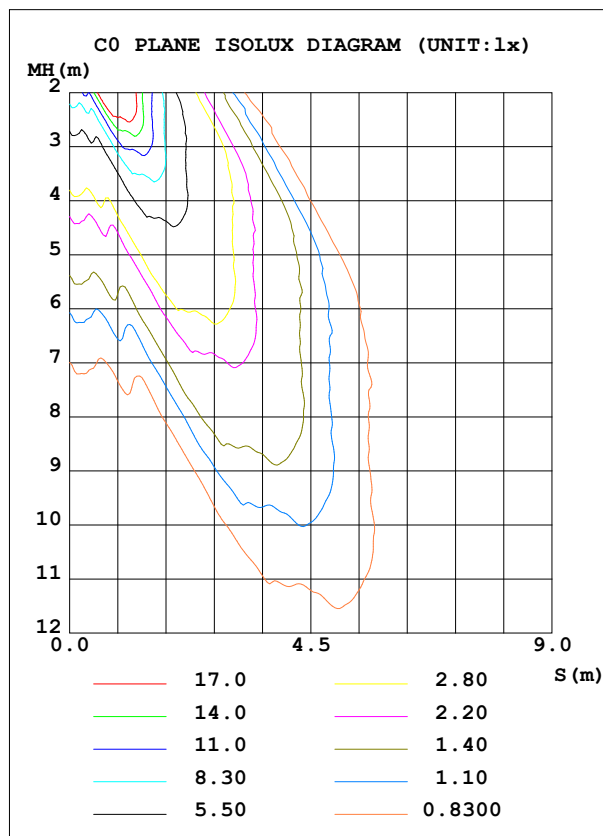
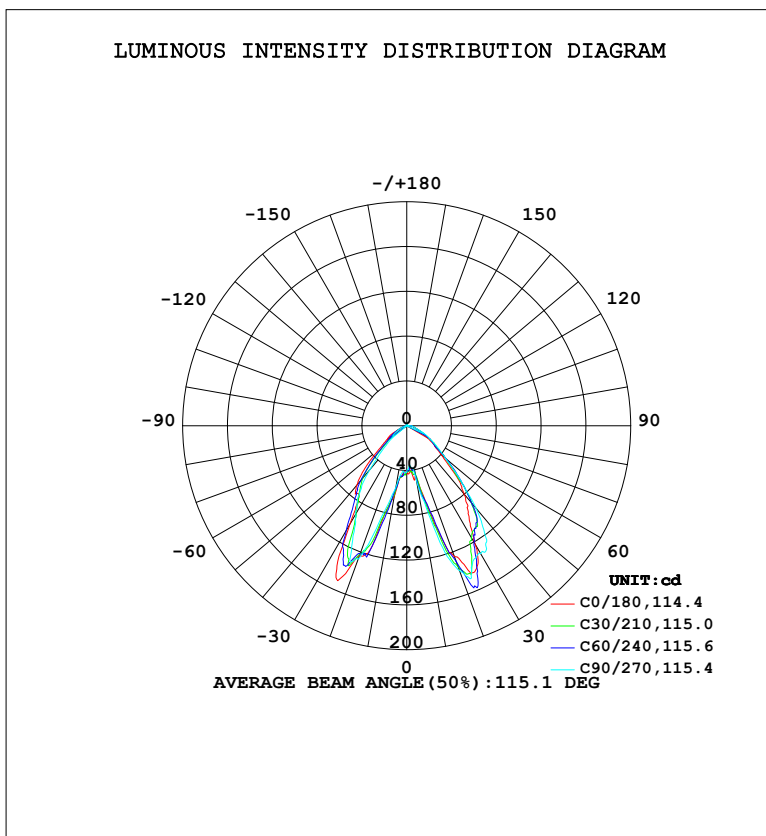


LUMINAIRE PHOTOMETRIC TEST REPORT

Test:U:110.35V I:0.2121A P:20.289W PF:0.8667 Freq:60.01Hz Lamp Flux:232.991x1 lm		
NAME:	TYPE:	WEIGHT:
SPEC.:	DIM.:	SERIAL No.:
MFR.:	SUR.:	Shielding Angle:

DATA OF LAMP		PHOTOMETRIC DATA			
MODEL	HF7950-AB-BRN	Imax (cd)	159.6	S/MH (C0/180)	1.62
NOMINAL POWER (W)		LOR (%)	100.0	S/MH (C90/270)	1.43
RATED VOLTAGE (V)	110	TOTAL FLUX (lm)	232.99	η UP, DN (C0-180)	0.9, 58.5
NOMINAL FLUX (lm)	232.991	CIE CLASS	DIRECT	η UP, DN (C180-360)	0.1, 40.5
LAMPS INSIDE	1	η up (%)	1.0	CIBSE SHR NOM	0.50
TEST VOLTAGE (V)	110.354	η down (%)	99.0	CIBSE SHR MAX	0.65



C Range: 0 - 360DEG
 C Interval: 15.0DEG
 Test Speed: HIGH
 Temperature: 24.5°C
 Operators: Dingmin Zhang
 Test Date: 2025-11-25

γ Range: 0 - 180DEG
 γ Interval: 0.5DEG
 Test System: EVERFINE GO-R5000_V2 SYSTEM V2.00.463
 Humidity: 65.0%
 Test Distance: 30.000m [K=0.9305]
 Remarks:

ZONAL FLUX DIAGRAM

ZONAL FLUX DIAGRAM:

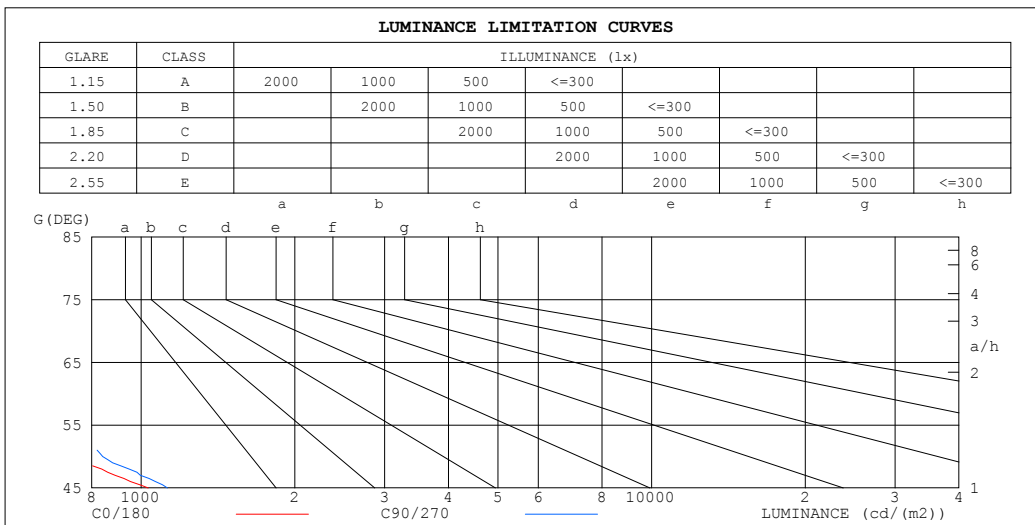
γ	C0	C45	C90	C135	C180	C225	C270	C315	γ	Φ zone	Φ total	%lum, lamp
10	45.59	42.69	48.84	57.88	63.33	60.05	55.08	47.63	0- 10	4.212	4.212	1.81,1.81
20	124.0	128.0	137.6	133.7	123.1	121.7	126.8	127.3	10- 20	26.27	30.48	13.1,13.1
30	122.4	121.1	131.9	128.5	101.9	98.01	91.00	98.61	20- 30	59.67	90.15	38.7,38.7
40	79.70	87.49	96.41	89.50	69.41	51.26	51.13	60.14	30- 40	57.44	147.6	63.3,63.3
50	40.09	46.39	45.06	45.86	31.68	26.63	17.62	20.30	40- 50	39.74	187.3	80.4,80.4
60	20.80	23.20	24.40	25.20	17.09	11.88	10.45	10.25	50- 60	22.68	210.0	90.1,90.1
70	10.32	11.38	12.25	11.22	4.670	4.601	4.012	3.781	60- 70	12.19	222.2	95.4,95.4
80	6.099	5.938	6.281	7.042	1.918	1.443	1.003	0.9329	70- 80	5.674	227.9	97.8,97.8
90	3.012	3.338	3.192	2.427	0	0.0837	0	0	80- 90	2.848	230.7	99,99
100	1.019	1.332	1.174	0.5869	0	0	0	0	90-100	1.043	231.8	99.5,99.5
110	0.1691	0.4293	0.4184	0.2863	0	0	0	0	100-110	0.3796	232.1	99.6,99.6
120	0	0.1474	0.0881	0	0	0	0	0	110-120	0.1247	232.3	99.7,99.7
130	0	0.1650	0.1671	0.0803	0	0	0	0	120-130	0.0296	232.3	99.7,99.7
140	0	0.0032	0.2758	0	0	0	0	0	130-140	0.0156	232.3	99.7,99.7
150	0.2004	0.2332	0.3997	0.3523	0	0	0.0006	0	140-150	0.0476	232.4	99.7,99.7
160	1.440	1.596	1.539	1.511	1.481	1.590	1.194	0.1216	150-160	0.3088	232.7	99.9,99.9
170	0	0.3367	1.174	1.419	0	0	0	0	160-170	0.3103	233.0	100,100
180	0	0	0	0	0	0	0	0	170-180	0.0088	233.0	100,100
DEG	LUMINOUS INTENSITY:cd									UNIT:lm		

C Range: 0 - 360DEG
 C Interval: 15.0DEG
 Test Speed: HIGH
 Temperature:24.5°C
 Operators:Dingmin Zhang
 Test Date:2025-11-25

γ Range: 0 - 180DEG
 γ Interval: 0.5DEG
 Test System:EVERFINE GO-R5000_V2 SYSTEM V2.00.463
 Humidity:65.0%
 Test Distance:30.000m [K=0.9305]
 Remarks:

LUMINANCE LIMITATION CURVES

Test:U:110.35V I:0.2121A P:20.289W PF:0.8667 Freq:60.01Hz Lamp Flux:232.991x1 lm		
NAME:	TYPE:	WEIGHT:
SPEC.:	DIM.:	SERIAL No.:
MFR.:	SUR.:	Shielding Angle:



LUMINANCE cd/(m2)		
G (DEG)	C0/180	C90/270
85	655	686
80	421	434
75	360	380
70	362	430
65	416	519
60	499	585
55	639	703
50	748	841
45	1032	1126

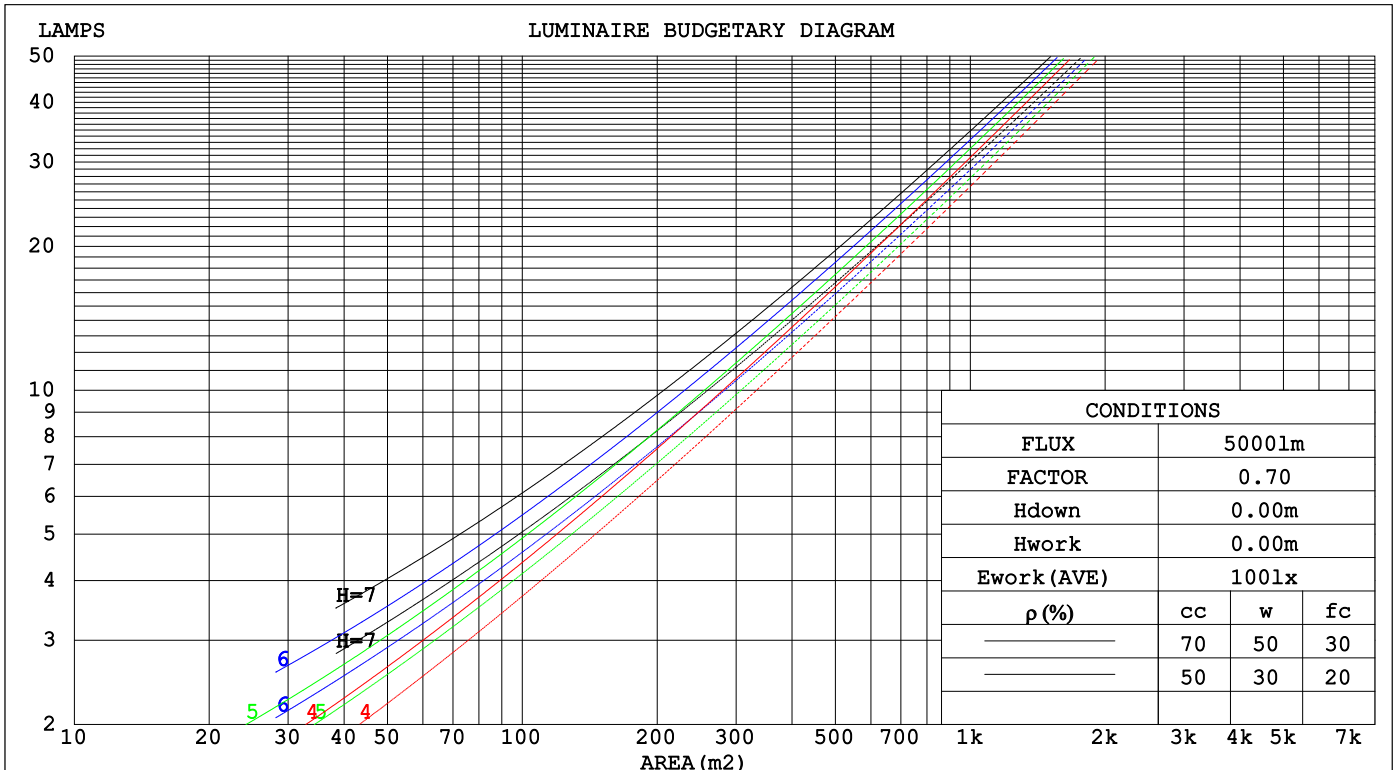
C Range: 0 - 360DEG
 C Interval: 15.0DEG
 Test Speed: HIGH
 Temperature:24.5°C
 Operators:Dingmin Zhang
 Test Date:2025-11-25

γ Range: 0 - 180DEG
 γ Interval: 0.5DEG
 Test System:EVERFINE GO-R5000_V2 SYSTEM V2.00.463
 Humidity:65.0%
 Test Distance:30.000m [K=0.9305]
 Remarks:

CU AND LUMINAIRE BUDGETARY ESTIMATE DIAGRAM

Test:U:110.35V I:0.2121A P:20.289W PF:0.8667 Freq:60.01Hz		
Lamp Flux:232.99lx1 lm		
NAME:	TYPE:	WEIGHT:
SPEC.:	DIM.:	SERIAL No.:
MFR.:	SUR.:	Shielding Angle:

pcc	80%			70%			50%			30%			10%			0
pw	50%	30%	10%	50%	30%	10%	50%	30%	10%	50%	30%	10%	50%	30%	10%	0
pfc	20%			20%			20%			20%			20%			0
RCR	RCR:Room Cavity Ratio						Coefficients of Utilization(CU)									
0.0	1.19	1.19	1.19	1.16	1.16	1.16	1.11	1.11	1.11	1.06	1.06	1.06	1.01	1.01	1.01	.99
1.0	1.07	1.03	.00	1.04	1.01	.98	.00	.97	.95	.96	.94	.92	.92	.91	.89	.87
2.0	.95	.90	.85	.94	.88	.84	.90	.86	.82	.87	.83	.80	.84	.81	.78	.76
3.0	.86	.79	.73	.84	.78	.73	.81	.76	.71	.78	.74	.70	.76	.72	.69	.67
4.0	.77	.70	.64	.76	.69	.63	.73	.67	.62	.71	.66	.62	.69	.64	.61	.59
5.0	.70	.62	.56	.69	.61	.56	.67	.60	.55	.65	.59	.55	.63	.58	.54	.52
6.0	.64	.56	.50	.63	.55	.50	.61	.54	.49	.59	.53	.49	.58	.52	.48	.46
7.0	.58	.50	.44	.57	.50	.44	.56	.49	.44	.54	.48	.44	.53	.47	.43	.41
8.0	.53	.45	.40	.52	.45	.40	.51	.44	.40	.50	.44	.39	.49	.43	.39	.37
9.0	.49	.41	.36	.48	.41	.36	.47	.40	.36	.46	.40	.36	.45	.39	.35	.34
10.0	.45	.38	.33	.44	.37	.33	.43	.37	.32	.43	.36	.32	.42	.36	.32	.30



C Range: 0 - 360DEG
 C Interval: 15.0DEG
 Test Speed: HIGH
 Temperature:24.5°C
 Operators:Dingmin Zhang
 Test Date:2025-11-25

γ Range: 0 - 180DEG
 γ Interval: 0.5DEG
 Test System:EVERFINE GO-R5000_V2 SYSTEM V2.00.463
 Humidity:65.0%
 Test Distance:30.000m [K=0.9305]
 Remarks:

WEC AND CCEC

Test:U:110.35V I:0.2121A P:20.289W PF:0.8667 Freq:60.01Hz		
Lamp Flux:232.991x1 lm		
NAME:	TYPE:	WEIGHT:
SPEC.:	DIM.:	SERIAL No.:
MFR.:	SUR.:	Shielding Angle:

ρ_{cc}	80%			70%			50%			30%			10%			0
ρ_w	50%	30%	10%	50%	30%	10%	50%	30%	10%	50%	30%	10%	50%	30%	10%	0
ρ_{fc}	20%			20%			20%			20%			20%			0
RCR	RCR:Room Cavity Ratio						Wall Exitance Coefficients(WEC)									
0.0																
1.0	.253	.144	.046	.246	.140	.045	.232	.133	.043	.220	.127	.041	.209	.121	.039	
2.0	.241	.132	.041	.235	.130	.040	.223	.124	.039	.213	.119	.037	.203	.115	.036	
3.0	.228	.121	.036	.222	.119	.036	.212	.115	.035	.202	.111	.034	.194	.107	.033	
4.0	.214	.111	.033	.210	.110	.032	.200	.106	.032	.192	.103	.031	.184	.100	.030	
5.0	.202	.103	.030	.197	.101	.030	.189	.099	.029	.182	.096	.029	.175	.093	.028	
6.0	.190	.095	.027	.186	.094	.027	.179	.092	.027	.172	.089	.026	.166	.087	.026	
7.0	.179	.089	.025	.176	.088	.025	.169	.086	.025	.163	.084	.024	.158	.082	.024	
8.0	.170	.083	.023	.167	.082	.023	.161	.080	.023	.155	.079	.023	.150	.077	.022	
9.0	.161	.078	.022	.158	.077	.022	.153	.075	.021	.148	.074	.021	.143	.073	.021	
10.0	.152	.073	.020	.150	.072	.020	.145	.071	.020	.141	.070	.020	.136	.069	.020	

ρ_{cc}	80%			70%			50%			30%			10%			0
ρ_w	50%	30%	10%	50%	30%	10%	50%	30%	10%	50%	30%	10%	50%	30%	10%	0
ρ_{fc}	20%			20%			20%			20%			20%			0
RCR	RCR:Room Cavity Ratio						Ceiling Cavity Exitance Coefficients(CCEC)									
0.0	.198	.198	.198	.169	.169	.169	.115	.115	.115	.066	.066	.066	.021	.021	.021	
1.0	.184	.164	.146	.157	.141	.126	.108	.097	.087	.062	.056	.051	.020	.018	.016	
2.0	.173	.140	.112	.148	.120	.096	.102	.083	.067	.059	.048	.039	.019	.016	.013	
3.0	.164	.122	.088	.141	.105	.076	.096	.073	.053	.056	.043	.031	.018	.014	.010	
4.0	.156	.108	.071	.134	.093	.062	.092	.065	.043	.053	.038	.026	.017	.012	.008	
5.0	.149	.097	.059	.128	.084	.051	.088	.059	.036	.051	.034	.022	.016	.011	.007	
6.0	.142	.089	.050	.122	.077	.044	.084	.054	.031	.049	.032	.018	.016	.010	.006	
7.0	.136	.082	.044	.117	.071	.038	.081	.050	.027	.047	.029	.016	.015	.010	.005	
8.0	.130	.076	.038	.112	.066	.034	.077	.046	.024	.045	.027	.014	.015	.009	.005	
9.0	.125	.071	.034	.107	.061	.030	.074	.043	.021	.043	.026	.013	.014	.008	.004	
10.0	.120	.067	.031	.103	.058	.027	.072	.041	.019	.042	.024	.012	.014	.008	.004	

C Range: 0 - 360DEG
 C Interval: 15.0DEG
 Test Speed: HIGH
 Temperature:24.5°C
 Operators:Dingmin Zhang
 Test Date:2025-11-25

γ Range: 0 - 180DEG
 γ Interval: 0.5DEG
 Test System:EVERFINE GO-R5000_V2 SYSTEM V2.00.463
 Humidity:65.0%
 Test Distance:30.000m [K=0.9305]
 Remarks:

UGR(Unified Glare Rating) Table

Test:U:110.35V I:0.2121A P:20.289W PF:0.8667 Freq:60.01Hz										
Lamp Flux:232.99lx1 lm										
NAME:			TYPE:			WEIGHT:				
SPEC.:			DIM.:			SERIAL No.:				
MFR.:			SUR.:			Shielding Angle:				
ceiling/cavity	0.7	0.7	0.5	0.5	0.3	0.7	0.7	0.5	0.5	0.3
walls	0.5	0.3	0.5	0.3	0.3	0.5	0.3	0.5	0.3	0.3
working plane	0.2	0.2	0.2	0.2	0.2	0.2	0.2	0.2	0.2	0.2
Room dimensions	Viewed crosswise					Viewed endwise				
x = 2H y = 2H	11.3	12.6	11.6	12.8	13.1	11.8	13.1	12.0	13.3	13.5
3H	11.8	13.0	12.1	13.3	13.5	12.3	13.5	12.6	13.7	14.0
4H	12.0	13.2	12.4	13.4	13.7	12.5	13.6	12.8	13.9	14.1
6H	12.3	13.4	12.7	13.7	14.0	12.7	13.8	13.1	14.1	14.4
8H	12.5	13.6	12.9	13.8	14.1	12.9	13.9	13.3	14.2	14.5
12H	12.8	13.8	13.1	14.1	14.4	13.1	14.1	13.5	14.4	14.7
4H 2H	11.5	12.7	11.8	12.9	13.2	11.9	13.0	12.2	13.3	13.6
3H	12.2	13.2	12.6	13.5	13.8	12.6	13.6	12.9	13.9	14.2
4H	12.6	13.5	12.9	13.8	14.1	12.9	13.8	13.3	14.1	14.4
6H	13.0	13.8	13.4	14.2	14.5	13.3	14.1	13.7	14.4	14.8
8H	13.3	14.0	13.7	14.4	14.8	13.6	14.3	14.0	14.7	15.1
12H	13.7	14.3	14.1	14.7	15.2	13.9	14.6	14.4	15.0	15.4
8H 4H	12.7	13.4	13.1	13.8	14.2	13.0	13.7	13.4	14.1	14.5
6H	13.3	13.9	13.8	14.3	14.8	13.6	14.2	14.0	14.6	15.0
8H	13.7	14.3	14.2	14.7	15.2	14.0	14.5	14.4	14.9	15.4
12H	14.3	14.8	14.8	15.2	15.7	14.5	14.9	15.0	15.4	15.9
12H 4H	12.7	13.4	13.1	13.8	14.2	13.0	13.6	13.4	14.0	14.5
6H	13.4	13.9	13.9	14.4	14.8	13.6	14.2	14.1	14.6	15.1
8H	13.9	14.3	14.4	14.8	15.3	14.1	14.5	14.6	15.0	15.5
Variations with the observer position at spacings(CIE Pub.117):										
S = 1.0H	+ 0.7 / - 0.7					+ 0.6 / - 0.8				
1.5H	+ 0.5 / - 0.5					+ 0.8 / - 0.7				
2.0H	+ 1.0 / - 0.8					+ 1.3 / - 0.9				

CIE Pub.117, 233.0 lm Total Lamp Luminous Flux Corrected (8log(F/F0) = -5.1)
 Area: 0.08335 m2

C Range: 0 - 360DEG	γ Range: 0 - 180DEG
C Interval: 15.0DEG	γ Interval: 0.5DEG
Test Speed: HIGH	Test System:EVERFINE GO-R5000_V2 SYSTEM V2.00.463
Temperature:24.5°C	Humidity:65.0%
Operators:Dingmin Zhang	Test Distance:30.000m [K=0.9305]
Test Date:2025-11-25	Remarks:

UTILIZATION FACTORS TABLE

Test:U:110.35V I:0.2121A P:20.289W PF:0.8667 Freq:60.01Hz Lamp Flux:232.991x1 lm		
NAME:	TYPE:	WEIGHT:
SPEC.:	DIM.:	SERIAL No.:
MFR.:	SUR.:	Shielding Angle:

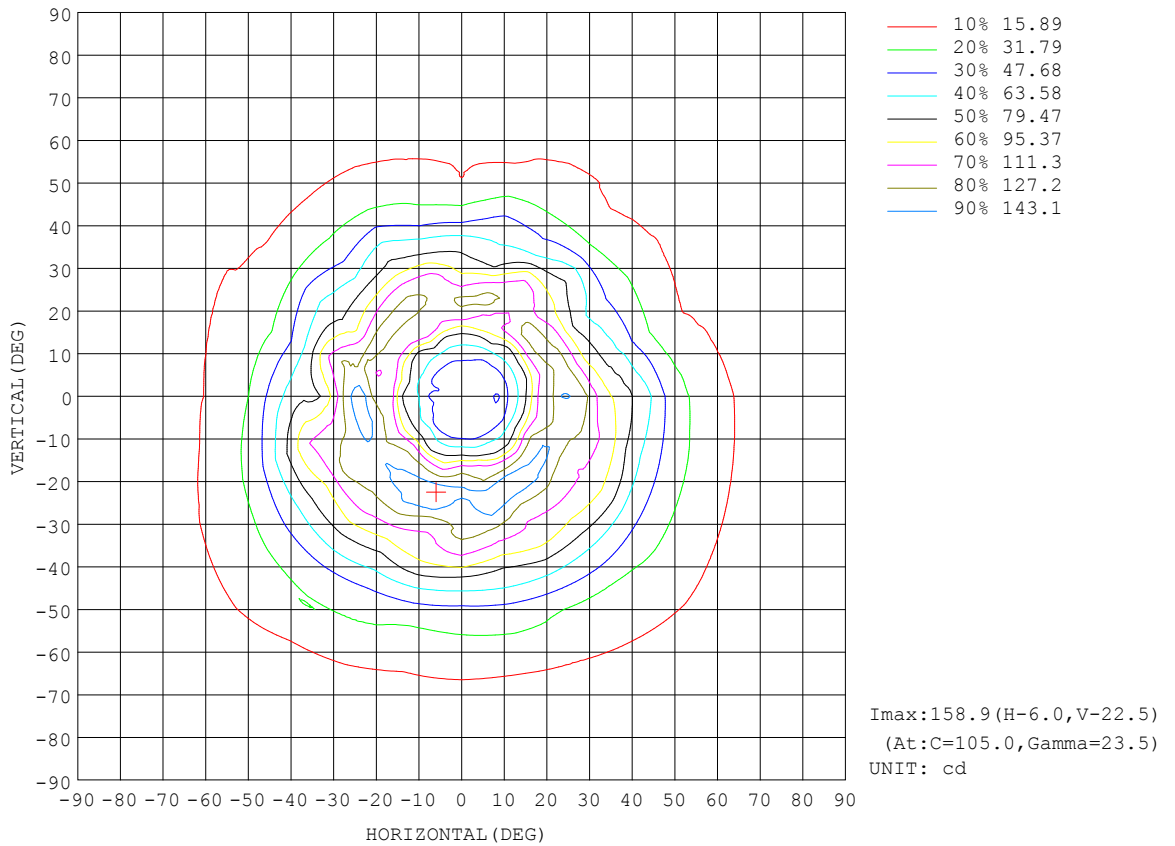
REFLECTANCE										
Ceiling	0.8	0.8	0.8	0.7	0.7	0.7	0.5	0.5	0.5	0
Walls	0.7	0.5	0.3	0.7	0.5	0.3	0.7	0.5	0.3	0
Working plane	0.2	0.2	0.2	0.2	0.2	0.2	0.2	0.2	0.2	0
ROOM INDEX	UTILIZATION FACTORS (PERCENT) k(RI) x RCR = 5									
k = 0.60	68	59	53	68	59	53	67	58	53	47
0.80	78	69	63	77	68	63	76	68	62	57
1.00	86	77	71	84	76	71	82	77	70	64
1.25	92	83	78	90	83	77	88	81	77	71
1.50	96	88	83	94	87	82	91	86	81	75
2.00	101	94	89	99	93	89	96	91	87	80
2.50	104	98	93	102	96	92	98	94	90	83
3.00	106	101	97	104	99	96	100	96	93	86
4.00	109	105	101	107	103	100	103	100	97	89
5.00	111	107	104	109	105	102	104	102	99	91
ROOM INDEX	UF(total)									Direct
According to DIN EN 13032-2 2004			Suspended				SHRNOM = 1.25			

C Range: 0 - 360DEG
 C Interval: 15.0DEG
 Test Speed: HIGH
 Temperature:24.5°C
 Operators:Dingmin Zhang
 Test Date:2025-11-25

γ Range: 0 - 180DEG
 γ Interval: 0.5DEG
 Test System:EVERFINE GO-R5000_V2 SYSTEM V2.00.463
 Humidity:65.0%
 Test Distance:30.000m [K=0.9305]
 Remarks:

ISOCANDELA DIAGRAM

Test:U:110.35V I:0.2121A P:20.289W PF:0.8667 Freq:60.01Hz Lamp Flux:232.991x1 lm		
NAME:	TYPE:	WEIGHT:
SPEC.:	DIM.:	SERIAL No.:
MFR.:	SUR.:	Shielding Angle:

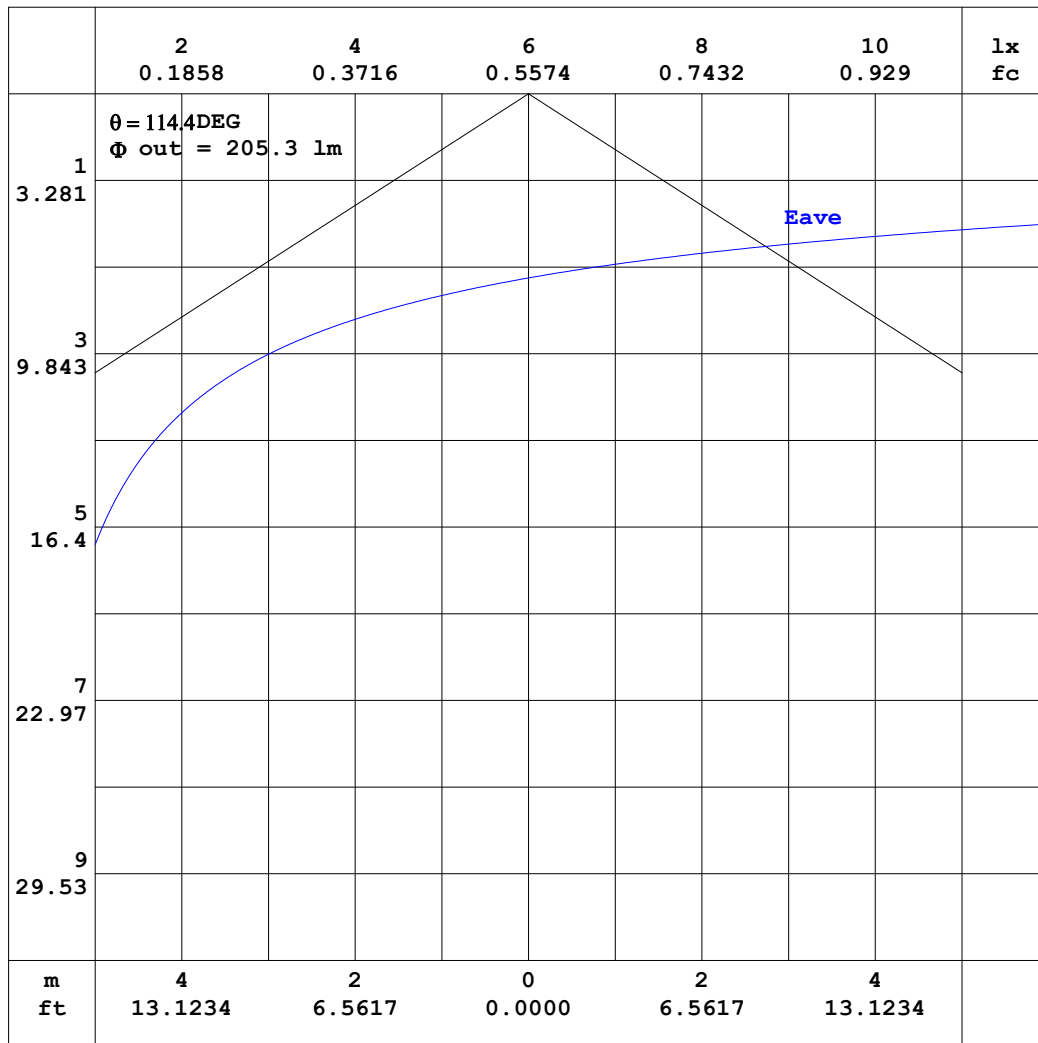


C Range: 0 - 360DEG
 C Interval: 15.0DEG
 Test Speed: HIGH
 Temperature:24.5°C
 Operators:Dingmin Zhang
 Test Date:2025-11-25

γ Range: 0 - 180DEG
 γ Interval: 0.5DEG
 Test System:EVERFINE GO-R5000_V2 SYSTEM V2.00.463
 Humidity:65.0%
 Test Distance:30.000m [K=0.9305]
 Remarks:

AAI CURVES

Test:U:110.35V I:0.2121A P:20.289W PF:0.8667 Freq:60.01Hz		
Lamp Flux:232.99lx1 lm		
NAME:	TYPE:	WEIGHT:
SPEC.:	DIM.:	SERIAL No.:
MFR.:	SUR.:	Shielding Angle:



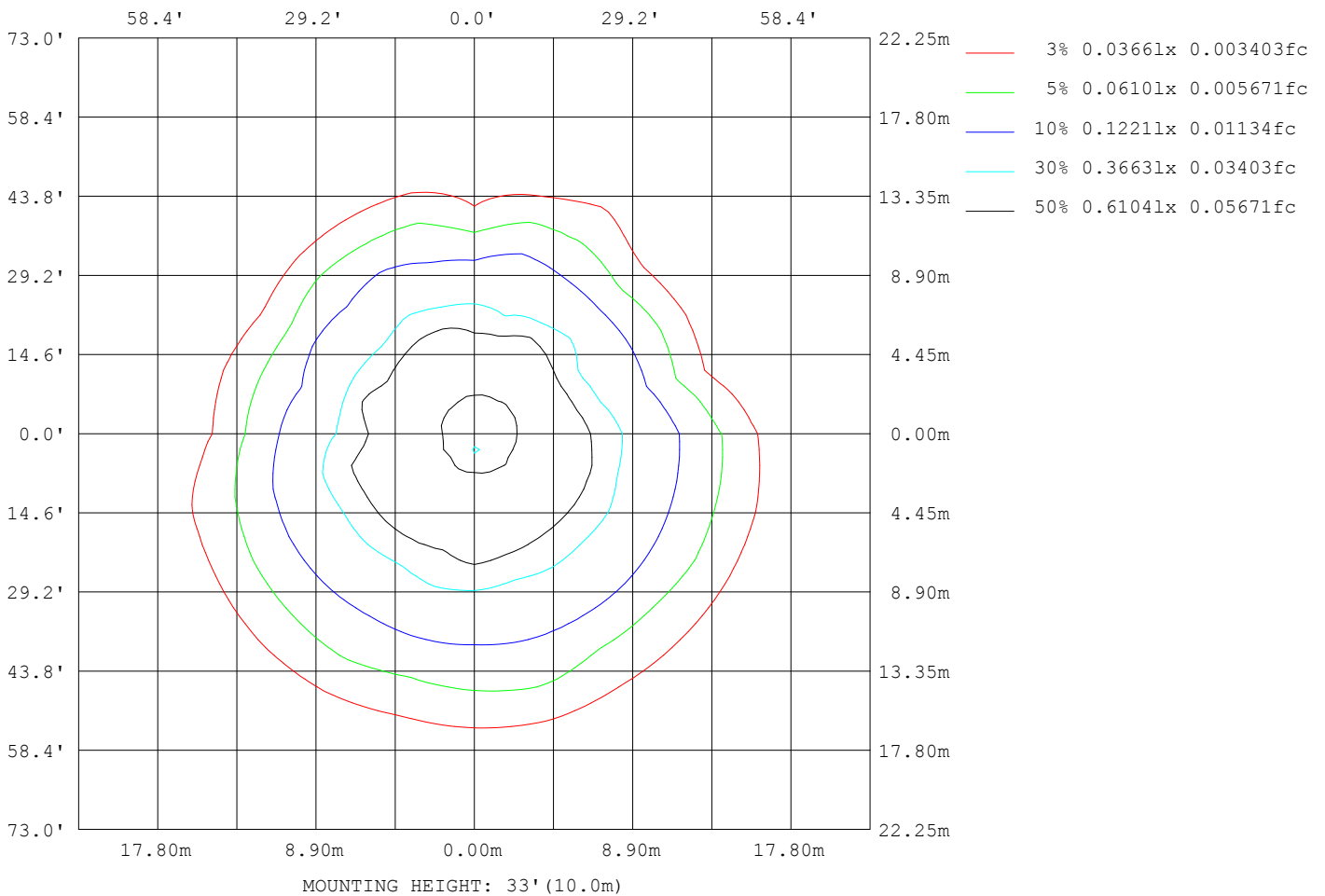
Note: The Curves indicate the illuminated area and the average illumination when the luminaire is at different distance.

C Range: 0 - 360DEG
 C Interval: 15.0DEG
 Test Speed: HIGH
 Temperature: 24.5°C
 Operators: Dingmin Zhang
 Test Date: 2025-11-25

γ Range: 0 - 180DEG
 γ Interval: 0.5DEG
 Test System: EVERFINE GO-R5000_V2 SYSTEM V2.00.463
 Humidity: 65.0%
 Test Distance: 30.000m [K=0.9305]
 Remarks:

ISOLUX DIAGRAM

Test:U:110.35V I:0.2121A P:20.289W PF:0.8667 Freq:60.01Hz Lamp Flux:232.991x1 lm		
NAME:	TYPE:	WEIGHT:
SPEC.:	DIM.:	SERIAL No.:
MFR.:	SUR.:	Shielding Angle:



C Range: 0 - 360DEG
 C Interval: 15.0DEG
 Test Speed: HIGH
 Temperature:24.5°C
 Operators:Dingmin Zhang
 Test Date:2025-11-25

γ Range: 0 - 180DEG
 γ Interval: 0.5DEG
 Test System:EVERFINE GO-R5000_V2 SYSTEM V2.00.463
 Humidity:65.0%
 Test Distance:30.000m [K=0.9305]
 Remarks:

LED Avg.L Report

Test:U:110.35V I:0.2121A P:20.289W PF:0.8667 Freq:60.01Hz Lamp Flux:232.991x1 lm		
NAME:	TYPE:	WEIGHT:
SPEC.:	DIM.:	SERIAL No.:
MFR.:	SUR.:	Shielding Angle:

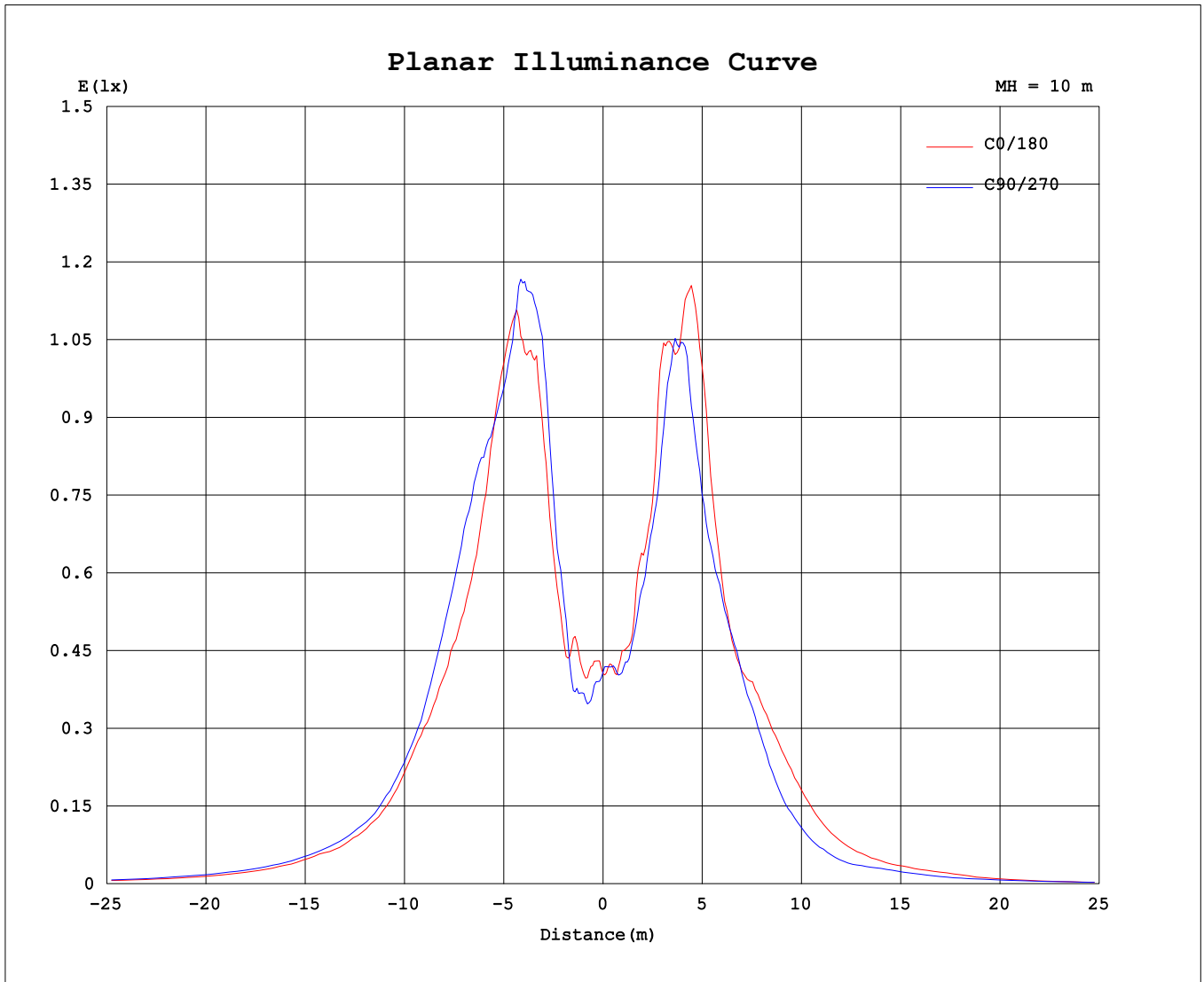
AvgL	cd/m2
L_0~180 (65) av	332
L_0~180 (75) av	248
L_0~180 (85) av	368
L_90~270 (65) av	364
L_90~270 (75) av	229
L_90~270 (85) av	370
L_45 (65) av	336
L_45 (75) av	237
L_45 (85) av	354

Standard: GB/T 29293-2012

C Range: 0 - 360DEG
 C Interval: 15.0DEG
 Test Speed: HIGH
 Temperature:24.5°C
 Operators:Dingmin Zhang
 Test Date:2025-11-25

γ Range: 0 - 180DEG
 γ Interval: 0.5DEG
 Test System:EVERFINE GO-R5000_V2 SYSTEM V2.00.463
 Humidity:65.0%
 Test Distance:30.000m [K=0.9305]
 Remarks:

Planar Illuminance Curve



C Range: 0 - 360DEG
C Interval: 15.0DEG
Test Speed: HIGH
Temperature: 24.5°C
Operators: Dingmin Zhang
Test Date: 2025-11-25

γ Range: 0 - 180DEG
γ Interval: 0.5DEG
Test System: EVERFINE GO-R5000_V2 SYSTEM V2.00.463
Humidity: 65.0%
Test Distance: 30.000m [K=0.9305]
Remarks:

LUMINOUS DISTRIBUTION INTENSITY DATA

Test:U:110.35V I:0.2121A P:20.289W PF:0.8667 Freq:60.01Hz		
Lamp Flux:232.991x1 lm		
NAME:	TYPE:	WEIGHT:
SPEC.:	DIM.:	SERIAL No.:
MFR.:	SUR.:	Shielding Angle:

Table--1

UNIT: cd

C (DEG) \ γ (DEG)	0	15	30	45	60	75	90	105	120	135	150	165	180	195	210	225	240	255	270
0	40.6	40.7	40.8	41.0	40.9	40.8	40.9	40.5	40.5	40.3	40.4	40.5	40.6	40.7	40.8	41.0	40.9	40.8	40.9
5	40.2	41.3	41.3	38.4	36.7	36.3	36.0	39.7	41.5	40.0	41.6	44.9	43.7	46.5	45.0	46.3	45.6	44.3	40.9
10	45.6	43.8	42.7	42.7	44.3	44.4	48.8	48.3	52.8	57.9	59.7	64.0	63.3	59.0	60.3	60.1	57.8	57.7	55.1
15	78.5	79.5	83.7	74.6	76.4	87.4	94.6	85.0	83.9	98.9	90.1	93.3	92.9	100	87.3	86.9	99.8	86.8	81.2
20	124	118	134	128	129	126	138	133	134	134	126	134	123	109	121	122	122	116	127
25	144	132	138	145	150	154	138	156	158	141	139	144	149	128	125	128	134	122	115
30	122	122	115	121	120	137	132	120	135	128	139	122	102	124	90.3	98.0	108	108	91.0
35	95.5	107	110	107	108	111	125	105	109	112	110	116	74.6	89.9	74.5	69.9	81.0	75.6	73.6
40	79.7	80.1	90.0	87.5	89.8	84.4	96.4	93.8	83.6	89.5	86.5	95.3	69.4	54.0	61.0	51.3	63.7	52.5	51.1
45	60.8	58.9	63.3	65.1	67.1	66.4	66.4	67.9	62.6	66.5	64.2	66.2	51.3	35.0	41.2	35.9	43.1	33.7	30.7
50	40.1	43.0	45.3	46.4	45.7	46.6	45.1	45.3	44.6	45.9	45.7	42.7	31.7	25.7	23.2	26.6	26.6	25.3	17.6
55	30.6	31.1	32.8	29.7	29.9	35.8	33.6	31.1	34.2	33.4	32.9	29.3	21.6	20.3	16.8	17.8	18.5	17.8	14.7
60	20.8	23.6	24.2	23.2	24.2	25.5	24.4	23.3	26.5	25.2	25.2	24.4	17.1	17.9	10.8	11.9	12.7	12.0	10.5
65	14.6	16.2	17.3	16.4	16.6	17.0	18.3	16.2	17.6	16.4	18.3	16.4	8.75	9.27	7.59	7.87	7.61	7.05	7.35
70	10.3	10.6	11.7	11.4	11.0	10.9	12.2	11.4	11.5	11.2	12.4	11.6	4.67	5.10	4.17	4.60	4.60	3.18	4.01
75	7.77	7.35	8.43	7.44	7.69	7.19	8.20	8.55	8.30	8.96	8.80	9.30	2.91	2.84	2.59	2.35	2.92	1.60	1.68
80	6.10	6.18	6.18	5.94	5.86	6.27	6.28	6.79	6.38	7.04	7.19	7.38	1.92	1.68	1.42	1.44	1.67	1.34	1.00
85	4.76	5.09	4.83	4.94	4.43	4.77	4.99	5.19	4.53	4.85	4.69	4.36	0.58	0.59	0.42	0.42	0.47	0.30	0.39
90	3.01	3.74	3.59	3.34	3.17	3.01	3.19	3.19	2.93	2.43	2.77	2.10	0.00	0.17	0.00	0.08	0.00	0.00	0.00
95	1.84	2.25	2.22	2.09	2.14	2.07	2.02	2.01	1.66	1.51	1.51	1.01	0.00	0.00	0.00	0.00	0.00	0.00	0.00
100	1.02	1.17	1.50	1.33	1.34	1.17	1.17	1.18	0.92	0.59	0.96	0.45	0.00	0.00	0.00	0.00	0.00	0.00	0.00
105	0.75	0.81	0.87	0.81	0.75	0.81	0.77	0.75	0.57	0.46	0.68	0.26	0.00	0.00	0.00	0.00	0.00	0.00	0.00
110	0.17	0.55	0.66	0.43	0.49	0.50	0.42	0.34	0.42	0.29	0.52	0.18	0.00	0.00	0.00	0.00	0.00	0.00	0.00
115	0.10	0.26	0.42	0.15	0.25	0.31	0.25	0.17	0.25	0.18	0.50	0.00	0.00	0.00	0.00	0.00	0.00	0.00	0.00
120	0.00	0.02	0.08	0.15	0.00	0.14	0.09	0.08	0.25	0.00	0.31	0.00	0.00	0.00	0.00	0.00	0.00	0.00	0.00
125	0.00	0.16	0.00	0.00	0.00	0.09	0.15	0.00	0.25	0.25	0.09	0.00	0.00	0.00	0.00	0.00	0.00	0.00	0.00
130	0.00	0.00	0.00	0.16	0.00	0.08	0.17	0.00	0.08	0.08	0.16	0.00	0.00	0.00	0.00	0.00	0.00	0.00	0.00
135	0.00	0.25	0.00	0.00	0.00	0.00	0.16	0.00	0.00	0.00	0.00	0.00	0.00	0.00	0.00	0.00	0.00	0.00	0.00
140	0.00	0.21	0.09	0.00	0.00	0.25	0.28	0.00	0.00	0.00	0.00	0.00	0.00	0.00	0.00	0.00	0.00	0.00	0.00
145	0.08	0.25	0.36	0.17	0.09	0.08	0.34	0.00	0.22	0.26	0.17	0.00	0.00	0.00	0.00	0.00	0.00	0.00	0.00
150	0.20	0.31	0.52	0.23	0.11	0.38	0.40	0.08	0.24	0.35	0.29	0.08	0.00	0.00	0.00	0.00	0.00	0.00	0.00
155	0.90	0.75	1.09	1.26	0.92	1.01	1.09	1.05	0.67	0.58	0.75	0.90	0.76	0.75	0.69	0.67	0.59	0.56	0.67
160	1.44	1.42	1.64	1.60	1.54	1.48	1.54	1.64	1.44	1.51	1.53	1.57	1.48	1.25	0.92	1.59	1.37	1.50	1.19
165	1.43	1.58	1.75	1.60	1.39	1.27	1.45	1.61	1.58	1.59	1.73	1.68	1.24	1.17	0.17	0.43	0.58	1.24	1.37
170	0.00	0.25	0.33	0.34	0.76	0.83	1.17	1.30	1.43	1.42	1.52	0.84	0.00	0.00	0.00	0.00	0.00	0.00	0.00
175	0.00	0.00	0.00	0.00	0.00	0.00	0.00	0.00	0.00	0.00	0.00	0.00	0.00	0.00	0.00	0.00	0.00	0.00	0.00
180	0.00	0.00	0.00	0.00	0.00	0.00	0.00	0.00	0.00	0.00	0.00	0.00	0.00	0.00	0.00	0.00	0.00	0.00	0.00

C Range: 0 - 360DEG
 C Interval: 15.0DEG
 Test Speed: HIGH
 Temperature:24.5°C
 Operators:Dingmin Zhang
 Test Date:2025-11-25

γ Range: 0 - 180DEG
 γ Interval: 0.5DEG
 Test System:EVERFINE GO-R5000_V2 SYSTEM V2.00.463
 Humidity:65.0%
 Test Distance:30.000m [K=0.9305]
 Remarks:

LUMINOUS DISTRIBUTION INTENSITY DATA

Test:U:110.35V I:0.2121A P:20.289W PF:0.8667 Freq:60.01Hz Lamp Flux:232.991x1 lm		
NAME:	TYPE:	WEIGHT:
SPEC.:	DIM.:	SERIAL No.:
MFR.:	SUR.:	Shielding Angle:

Table--2

UNIT: cd

C (DEG) γ (DEG)	285	300	315	330	345														
0	40.5	40.5	40.3	40.4	40.5														
5	41.1	40.3	40.9	38.9	41.2														
10	51.5	48.2	47.6	43.2	43.3														
15	82.9	83.3	74.4	76.8	73.7														
20	112	108	127	127	118														
25	128	125	114	126	130														
30	87.2	115	98.6	82.5	95.6														
35	64.0	76.3	81.5	60.9	71.7														
40	57.4	50.3	60.1	47.8	55.0														
45	41.9	36.0	33.0	35.2	35.2														
50	26.2	25.8	20.3	23.5	21.6														
55	17.1	20.7	14.9	17.1	15.1														
60	9.90	12.9	10.2	9.72	10.6														
65	5.78	6.70	6.71	5.87	6.71														
70	3.84	3.20	3.78	3.28	3.69														
75	1.93	1.66	1.71	1.59	1.51														
80	1.34	1.25	0.93	0.92	0.92														
85	0.00	0.08	0.08	0.08	0.00														
90	0.00	0.00	0.00	0.00	0.00														
95	0.00	0.00	0.00	0.00	0.00														
100	0.00	0.00	0.00	0.00	0.00														
105	0.00	0.00	0.00	0.00	0.00														
110	0.00	0.00	0.00	0.00	0.00														
115	0.00	0.00	0.00	0.00	0.00														
120	0.00	0.00	0.00	0.00	0.00														
125	0.00	0.00	0.00	0.00	0.00														
130	0.00	0.00	0.00	0.00	0.00														
135	0.00	0.00	0.00	0.00	0.00														
140	0.00	0.00	0.00	0.00	0.00														
145	0.00	0.00	0.00	0.00	0.00														
150	0.00	0.00	0.00	0.00	0.00														
155	0.66	0.58	0.24	0.08	0.19														
160	1.54	1.43	0.12	0.25	0.29														
165	1.48	1.00	0.00	0.00	0.00														
170	0.00	0.00	0.00	0.00	0.00														
175	0.00	0.00	0.00	0.00	0.00														
180	0.00	0.00	0.00	0.00	0.00														

C Range: 0 - 360DEG
 C Interval: 15.0DEG
 Test Speed: HIGH
 Temperature:24.5°C
 Operators:Dingmin Zhang
 Test Date:2025-11-25

γ Range: 0 - 180DEG
 γ Interval: 0.5DEG
 Test System:EVERFINE GO-R5000_V2 SYSTEM V2.00.463
 Humidity:65.0%
 Test Distance:30.000m [K=0.9305]
 Remarks: