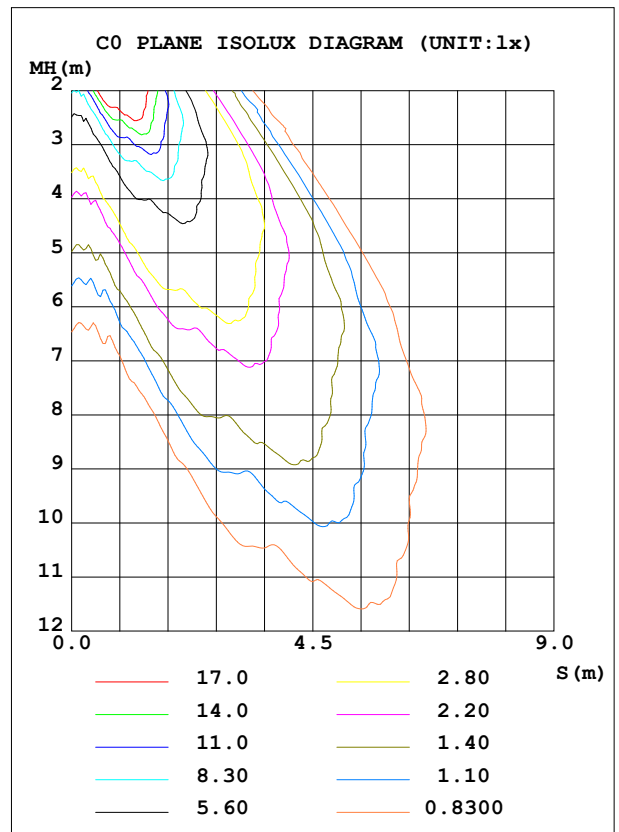
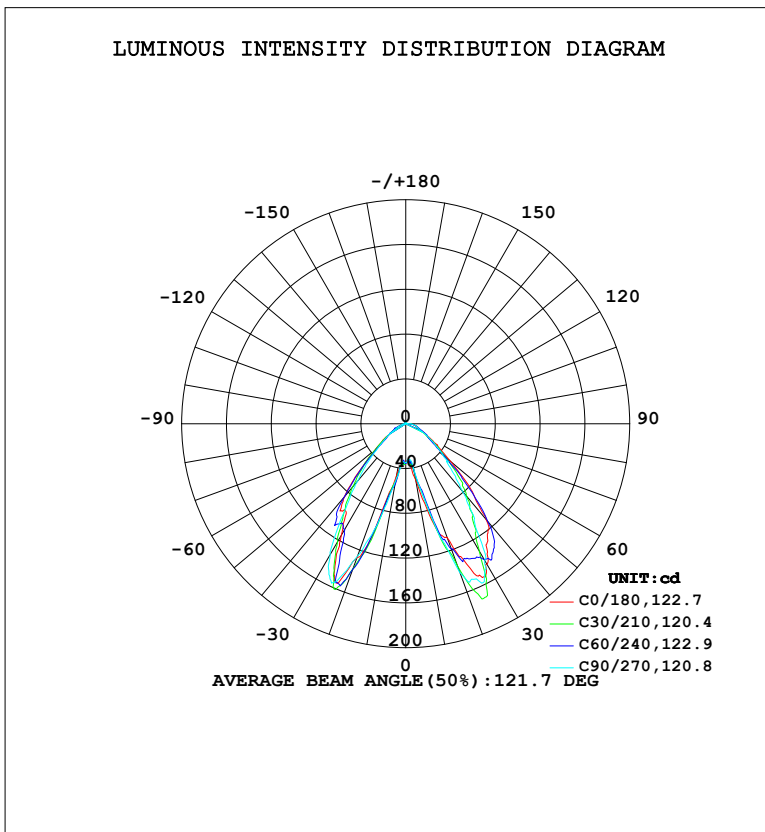


LUMINAIRE PHOTOMETRIC TEST REPORT

Test:U:110.37V I:0.2112A P:20.232W PF:0.8678 Freq:60.01Hz Lamp Flux:263.494x1 lm		
NAME:	TYPE:	WEIGHT:
SPEC.:	DIM.:	SERIAL No.:
MFR.:	SUR.:	Shielding Angle:

DATA OF LAMP		PHOTOMETRIC DATA			
MODEL	HF7950-AB-GBG	Imax (cd)	170.9	S/MH (C0/180)	1.72
NOMINAL POWER (W)		LOR (%)	100.0	S/MH (C90/270)	1.67
RATED VOLTAGE (V)	110	TOTAL FLUX (lm)	263.49	η UP, DN (C0-180)	1.0, 53.8
NOMINAL FLUX (lm)	263.494	CIE CLASS	DIRECT	η UP, DN (C180-360)	0.2, 44.9
LAMPS INSIDE	1	η up (%)	1.3	CIBSE SHR NOM	0.50
TEST VOLTAGE (V)	110.373	η down (%)	98.7	CIBSE SHR MAX	0.65



C Range: 0 - 360DEG
 C Interval: 15.0DEG
 Test Speed: HIGH
 Temperature: 24.5°C
 Operators: Dingmin Zhang
 Test Date: 2025-11-25

γ Range: 0 - 180DEG
 γ Interval: 0.5DEG
 Test System: EVERFINE GO-R5000_V2 SYSTEM V2.00.463
 Humidity: 65.0%
 Test Distance: 30.000m [K=0.9305]
 Remarks:

ZONAL FLUX DIAGRAM

ZONAL FLUX DIAGRAM:

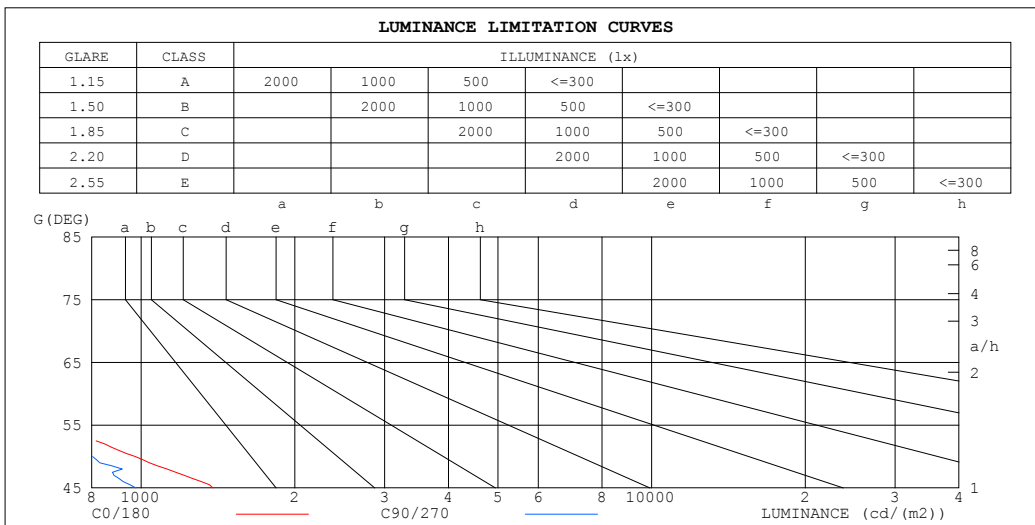
γ	C0	C45	C90	C135	C180	C225	C270	C315	γ	Φ zone	Φ total	$\%lum, lamp$
10	51.02	44.32	40.55	43.12	46.13	50.94	51.42	52.05	0- 10	3.710	3.710	1.41,1.41
20	108.3	116.1	141.1	131.5	127.2	135.0	125.3	125.6	10- 20	25.67	29.38	11.1,11.1
30	145.0	138.9	141.2	131.4	115.2	126.9	135.1	123.7	20- 30	65.76	95.13	36.1,36.1
40	111.8	92.62	78.68	95.77	85.10	76.69	67.31	82.39	30- 40	67.72	162.9	61.8,61.8
50	52.23	48.51	43.07	48.87	35.10	34.38	30.76	38.76	40- 50	47.23	210.1	79.7,79.7
60	24.29	24.28	22.51	21.53	14.55	17.23	13.75	13.22	50- 60	25.40	235.5	89.4,89.4
70	11.98	12.90	12.14	11.96	6.778	6.199	5.779	6.609	60- 70	13.33	248.8	94.4,94.4
80	7.878	7.831	8.036	7.699	3.341	2.180	2.428	2.862	70- 80	7.567	256.4	97.3,97.3
90	3.854	4.100	3.648	2.658	0.1674	0.0898	0.2683	0.8380	80- 90	3.817	260.2	98.7,98.7
100	1.840	1.755	1.458	1.089	0	0	0	0	90-100	1.306	261.5	99.2,99.2
110	0.8865	0.9023	1.168	0.7695	0	0	0	0	100-110	0.6055	262.1	99.5,99.5
120	0.3640	0.0837	0.4164	0.1894	0	0	0	0	110-120	0.2640	262.4	99.6,99.6
130	0	0	0	0	0	0	0	0	120-130	0.0356	262.4	99.6,99.6
140	0.0837	0	0.1669	0.0826	0	0	0	0	130-140	0.0080	262.4	99.6,99.6
150	0.4683	0.1859	0.2109	0.3345	0.4259	0.3153	0.2686	0.4040	140-150	0.0501	262.5	99.6,99.6
160	1.894	1.677	1.758	1.461	2.511	2.422	2.512	2.176	150-160	0.5314	263.0	99.8,99.8
170	0	0.0034	0.3253	0.5884	0	0	0	0	160-170	0.4996	263.5	100,100
180	0	0	0	0	0	0	0	0	170-180	0.0011	263.5	100,100
DEG	LUMINOUS INTENSITY:cd									UNIT:lm		

C Range: 0 - 360DEG
 C Interval: 15.0DEG
 Test Speed: HIGH
 Temperature:24.5°C
 Operators:Dingmin Zhang
 Test Date:2025-11-25

γ Range: 0 - 180DEG
 γ Interval: 0.5DEG
 Test System:EVERFINE GO-R5000_V2 SYSTEM V2.00.463
 Humidity:65.0%
 Test Distance:30.000m [K=0.9305]
 Remarks:

LUMINANCE LIMITATION CURVES

Test:U:110.37V I:0.2112A P:20.232W PF:0.8678 Freq:60.01Hz Lamp Flux:263.494x1 lm		
NAME:	TYPE:	WEIGHT:
SPEC.:	DIM.:	SERIAL No.:
MFR.:	SUR.:	Shielding Angle:



LUMINANCE cd/(m2)		
G (DEG)	C0/180	C90/270
85	774	772
80	544	555
75	454	473
70	420	426
65	467	437
60	583	540
55	735	646
50	975	804
45	1383	977

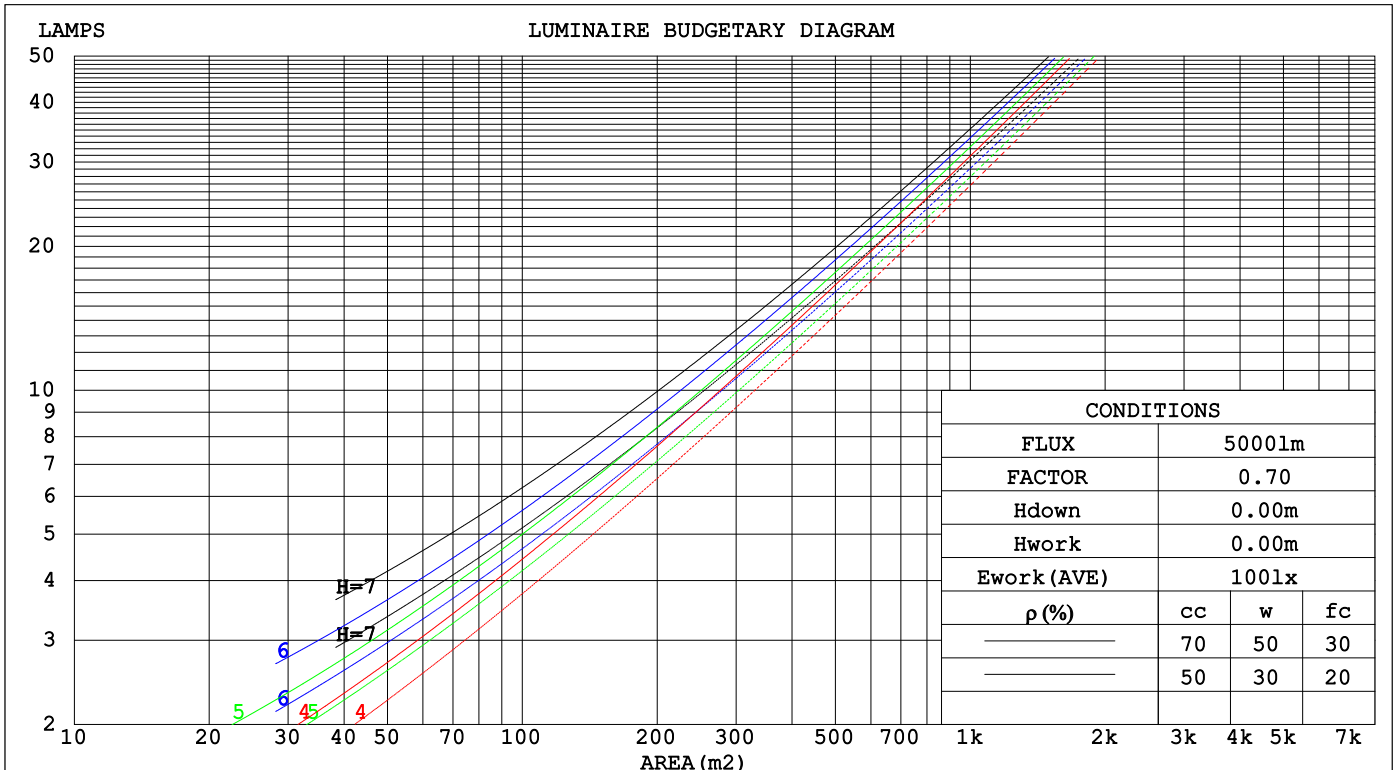
C Range: 0 - 360DEG
 C Interval: 15.0DEG
 Test Speed: HIGH
 Temperature: 24.5°C
 Operators: Dingmin Zhang
 Test Date: 2025-11-25

γ Range: 0 - 180DEG
 γ Interval: 0.5DEG
 Test System: EVERFINE GO-R5000_V2 SYSTEM V2.00.463
 Humidity: 65.0%
 Test Distance: 30.000m [K=0.9305]
 Remarks:

CU AND LUMINAIRE BUDGETARY ESTIMATE DIAGRAM

Test:U:110.37V I:0.2112A P:20.232W PF:0.8678 Freq:60.01Hz		
Lamp Flux:263.494x1 lm		
NAME:	TYPE:	WEIGHT:
SPEC.:	DIM.:	SERIAL No.:
MFR.:	SUR.:	Shielding Angle:

pcc	80%			70%			50%			30%			10%			0
pw	50%	30%	10%	50%	30%	10%	50%	30%	10%	50%	30%	10%	50%	30%	10%	0
pfc	20%			20%			20%			20%			20%			0
RCR	RCR:Room Cavity Ratio						Coefficients of Utilization(CU)									
0.0	1.19	1.19	1.19	1.16	1.16	1.16	1.10	1.10	1.10	1.05	1.05	1.05	1.01	1.01	1.01	.99
1.0	1.06	1.03	.99	1.04	1.01	.98	.99	.97	.94	.95	.93	.91	.92	.90	.88	.86
2.0	.95	.89	.84	.93	.88	.83	.89	.85	.81	.86	.82	.79	.83	.80	.77	.75
3.0	.85	.78	.72	.83	.77	.72	.80	.75	.70	.78	.73	.69	.75	.71	.68	.66
4.0	.76	.69	.63	.75	.68	.62	.73	.66	.61	.70	.65	.60	.68	.63	.60	.58
5.0	.69	.61	.55	.68	.60	.55	.66	.59	.54	.64	.58	.53	.62	.57	.53	.51
6.0	.63	.54	.49	.62	.54	.48	.60	.53	.48	.58	.52	.47	.56	.51	.47	.45
7.0	.57	.49	.43	.56	.48	.43	.55	.48	.43	.53	.47	.42	.52	.46	.42	.40
8.0	.52	.44	.39	.51	.44	.39	.50	.43	.38	.49	.42	.38	.47	.42	.38	.36
9.0	.48	.40	.35	.47	.40	.35	.46	.39	.34	.45	.39	.34	.44	.38	.34	.32
10.0	.44	.36	.31	.43	.36	.31	.42	.36	.31	.41	.35	.31	.40	.35	.31	.29



C Range: 0 - 360DEG
 C Interval: 15.0DEG
 Test Speed: HIGH
 Temperature:24.5°C
 Operators:Dingmin Zhang
 Test Date:2025-11-25

γ Range: 0 - 180DEG
 γ Interval: 0.5DEG
 Test System:EVERFINE GO-R5000_V2 SYSTEM V2.00.463
 Humidity:65.0%
 Test Distance:30.000m [K=0.9305]
 Remarks:

WEC AND CCEC

Test:U:110.37V I:0.2112A P:20.232W PF:0.8678 Freq:60.01Hz								
Lamp Flux:263.494x1 lm								
NAME:			TYPE:			WEIGHT:		
SPEC.:			DIM.:			SERIAL No.:		
MFR.:			SUR.:			Shielding Angle:		

ρ _{cc}	80%			70%			50%			30%			10%			0
ρ _w	50%	30%	10%	50%	30%	10%	50%	30%	10%	50%	30%	10%	50%	30%	10%	0
ρ _{fc}	20%			20%			20%			20%			20%			0
RCR	RCR:Room Cavity Ratio						Wall Exitance Coefficients(WEC)									
0.0																
1.0	.260	.148	.047	.252	.144	.046	.239	.137	.044	.226	.130	.042	.214	.124	.040	
2.0	.246	.135	.041	.240	.132	.041	.228	.127	.039	.217	.122	.038	.207	.117	.037	
3.0	.232	.123	.037	.226	.121	.036	.216	.117	.036	.206	.113	.035	.197	.109	.034	
4.0	.218	.113	.033	.213	.111	.033	.204	.108	.032	.195	.105	.032	.187	.102	.031	
5.0	.205	.104	.030	.201	.103	.030	.192	.100	.029	.185	.097	.029	.177	.095	.028	
6.0	.193	.097	.028	.189	.095	.027	.182	.093	.027	.175	.091	.027	.168	.089	.026	
7.0	.182	.090	.026	.178	.089	.025	.172	.087	.025	.166	.085	.025	.160	.083	.024	
8.0	.172	.084	.024	.169	.083	.023	.163	.081	.023	.157	.080	.023	.152	.078	.023	
9.0	.163	.079	.022	.160	.078	.022	.155	.076	.022	.149	.075	.021	.145	.073	.021	
10.0	.154	.074	.021	.152	.073	.020	.147	.072	.020	.142	.071	.020	.138	.069	.020	

ρ _{cc}	80%			70%			50%			30%			10%			0
ρ _w	50%	30%	10%	50%	30%	10%	50%	30%	10%	50%	30%	10%	50%	30%	10%	0
ρ _{fc}	20%			20%			20%			20%			20%			0
RCR	RCR:Room Cavity Ratio						Ceiling Cavity Exitance Coefficients(CCEC)									
0.0	.200	.200	.200	.171	.171	.171	.117	.117	.117	.067	.067	.067	.021	.021	.021	
1.0	.186	.166	.148	.160	.143	.127	.109	.098	.088	.063	.057	.051	.020	.018	.017	
2.0	.176	.142	.113	.151	.122	.098	.103	.084	.068	.060	.049	.040	.019	.016	.013	
3.0	.167	.124	.089	.143	.107	.078	.098	.074	.054	.057	.043	.032	.018	.014	.010	
4.0	.159	.110	.073	.136	.095	.063	.094	.066	.045	.054	.039	.026	.017	.013	.009	
5.0	.152	.099	.061	.130	.086	.053	.090	.060	.037	.052	.035	.022	.017	.012	.007	
6.0	.145	.091	.052	.125	.079	.045	.086	.055	.032	.050	.032	.019	.016	.011	.006	
7.0	.139	.084	.045	.120	.073	.040	.083	.051	.028	.048	.030	.017	.015	.010	.006	
8.0	.133	.078	.040	.115	.068	.035	.079	.048	.025	.046	.028	.015	.015	.009	.005	
9.0	.128	.073	.036	.110	.064	.032	.076	.045	.023	.044	.026	.013	.014	.009	.004	
10.0	.123	.069	.033	.106	.060	.029	.073	.042	.021	.043	.025	.012	.014	.008	.004	

C Range: 0 - 360DEG
 C Interval: 15.0DEG
 Test Speed: HIGH
 Temperature:24.5°C
 Operators:Dingmin Zhang
 Test Date:2025-11-25

γ Range: 0 - 180DEG
 γ Interval: 0.5DEG
 Test System:EVERFINE GO-R5000_V2 SYSTEM V2.00.463
 Humidity:65.0%
 Test Distance:30.000m [K=0.9305]
 Remarks:

UGR(Unified Glare Rating) Table

Test:U:110.37V I:0.2112A P:20.232W PF:0.8678 Freq:60.01Hz										
Lamp Flux:263.494x1 lm										
NAME:			TYPE:			WEIGHT:				
SPEC.:			DIM.:			SERIAL No.:				
MFR.:			SUR.:			Shielding Angle:				
ceiling/cavity	0.7	0.7	0.5	0.5	0.3	0.7	0.7	0.5	0.5	0.3
walls	0.5	0.3	0.5	0.3	0.3	0.5	0.3	0.5	0.3	0.3
working plane	0.2	0.2	0.2	0.2	0.2	0.2	0.2	0.2	0.2	0.2
Room dimensions	Viewed crosswise					Viewed endwise				
x = 2H y = 2H	11.3	12.7	11.6	12.9	13.1	11.5	12.9	11.8	13.1	13.3
3H	11.9	13.1	12.2	13.4	13.6	12.0	13.2	12.3	13.5	13.7
4H	12.2	13.4	12.6	13.7	13.9	12.4	13.5	12.7	13.8	14.1
6H	12.7	13.8	13.0	14.0	14.3	12.9	13.9	13.2	14.2	14.5
8H	12.9	14.0	13.3	14.3	14.6	13.1	14.2	13.5	14.4	14.8
12H	13.2	14.2	13.6	14.5	14.8	13.4	14.4	13.7	14.7	15.0
4H 2H	11.5	12.6	11.8	12.9	13.2	11.7	12.8	12.0	13.1	13.4
3H	12.2	13.2	12.6	13.5	13.9	12.4	13.4	12.8	13.7	14.0
4H	12.8	13.7	13.1	14.0	14.4	13.0	13.9	13.3	14.2	14.5
6H	13.4	14.2	13.8	14.6	15.0	13.7	14.5	14.1	14.8	15.2
8H	13.8	14.5	14.2	14.9	15.3	14.0	14.8	14.5	15.2	15.6
12H	14.2	14.9	14.6	15.3	15.7	14.4	15.1	14.9	15.5	15.9
8H 4H	13.0	13.7	13.4	14.1	14.5	13.2	13.9	13.6	14.3	14.7
6H	13.9	14.5	14.3	14.9	15.3	14.1	14.7	14.6	15.1	15.6
8H	14.4	14.9	14.8	15.4	15.8	14.6	15.2	15.1	15.6	16.1
12H	15.0	15.4	15.5	15.9	16.4	15.2	15.7	15.7	16.1	16.6
12H 4H	13.0	13.7	13.5	14.1	14.5	13.2	13.9	13.6	14.3	14.7
6H	14.0	14.5	14.4	15.0	15.4	14.2	14.7	14.7	15.2	15.7
8H	14.6	15.0	15.1	15.5	16.0	14.8	15.3	15.3	15.7	16.2
Variations with the observer position at spacings(CIE Pub.117):										
S = 1.0H	+ 0.5 / - 0.6					+ 0.7 / - 0.6				
1.5H	+ 0.7 / - 0.4					+ 0.6 / - 0.7				
2.0H	+ 1.6 / - 0.8					+ 1.6 / - 0.6				

CIE Pub.117, 263.5 lm Total Lamp Luminous Flux Corrected (8log(F/F0) = -4.6)
 Area: 0.08335 m2

C Range: 0 - 360DEG	γ Range: 0 - 180DEG
C Interval: 15.0DEG	γ Interval: 0.5DEG
Test Speed: HIGH	Test System:EVERFINE GO-R5000_V2 SYSTEM V2.00.463
Temperature:24.5°C	Humidity:65.0%
Operators:Dingmin Zhang	Test Distance:30.000m [K=0.9305]
Test Date:2025-11-25	Remarks:

UTILIZATION FACTORS TABLE

Test:U:110.37V I:0.2112A P:20.232W PF:0.8678 Freq:60.01Hz Lamp Flux:263.494x1 lm		
NAME:	TYPE:	WEIGHT:
SPEC.:	DIM.:	SERIAL No.:
MFR.:	SUR.:	Shielding Angle:

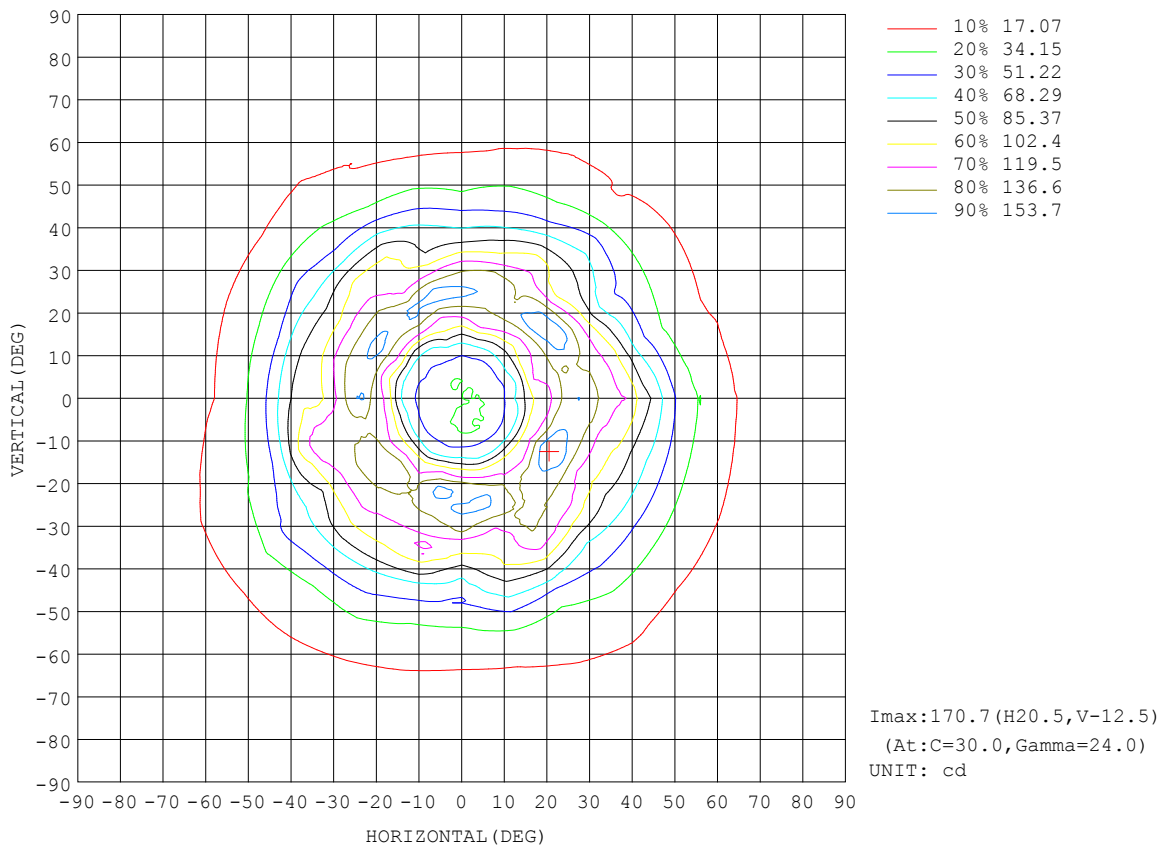
REFLECTANCE										
Ceiling	0.8	0.8	0.8	0.7	0.7	0.7	0.5	0.5	0.5	0
Walls	0.7	0.5	0.3	0.7	0.5	0.3	0.7	0.5	0.3	0
Working plane	0.2	0.2	0.2	0.2	0.2	0.2	0.2	0.2	0.2	0
ROOM INDEX	UTILIZATION FACTORS (PERCENT) $k(RI) \times RCR = 5$									
k = 0.60	68	58	52	67	58	52	66	57	52	46
0.80	77	68	62	76	67	62	75	67	61	55
1.00	85	76	70	84	75	70	82	76	69	63
1.25	91	83	77	90	82	76	87	80	76	70
1.50	95	87	82	94	86	81	91	85	80	74
2.00	100	94	89	99	92	88	95	90	86	79
2.50	103	97	92	101	96	91	98	93	89	82
3.00	106	100	96	104	99	95	100	96	93	85
4.00	109	104	101	107	102	99	102	99	96	88
5.00	111	107	103	108	105	102	104	101	99	90
ROOM INDEX	UF(total)									Direct
According to DIN EN 13032-2 2004			Suspended				SHRNOM = 1.25			

C Range: 0 - 360DEG
 C Interval: 15.0DEG
 Test Speed: HIGH
 Temperature:24.5°C
 Operators:Dingmin Zhang
 Test Date:2025-11-25

γ Range: 0 - 180DEG
 γ Interval: 0.5DEG
 Test System:EVERFINE GO-R5000_V2 SYSTEM V2.00.463
 Humidity:65.0%
 Test Distance:30.000m [K=0.9305]
 Remarks:

ISOCANDELA DIAGRAM

Test:U:110.37V I:0.2112A P:20.232W PF:0.8678 Freq:60.01Hz Lamp Flux:263.494x1 lm		
NAME:	TYPE:	WEIGHT:
SPEC.:	DIM.:	SERIAL No.:
MFR.:	SUR.:	Shielding Angle:

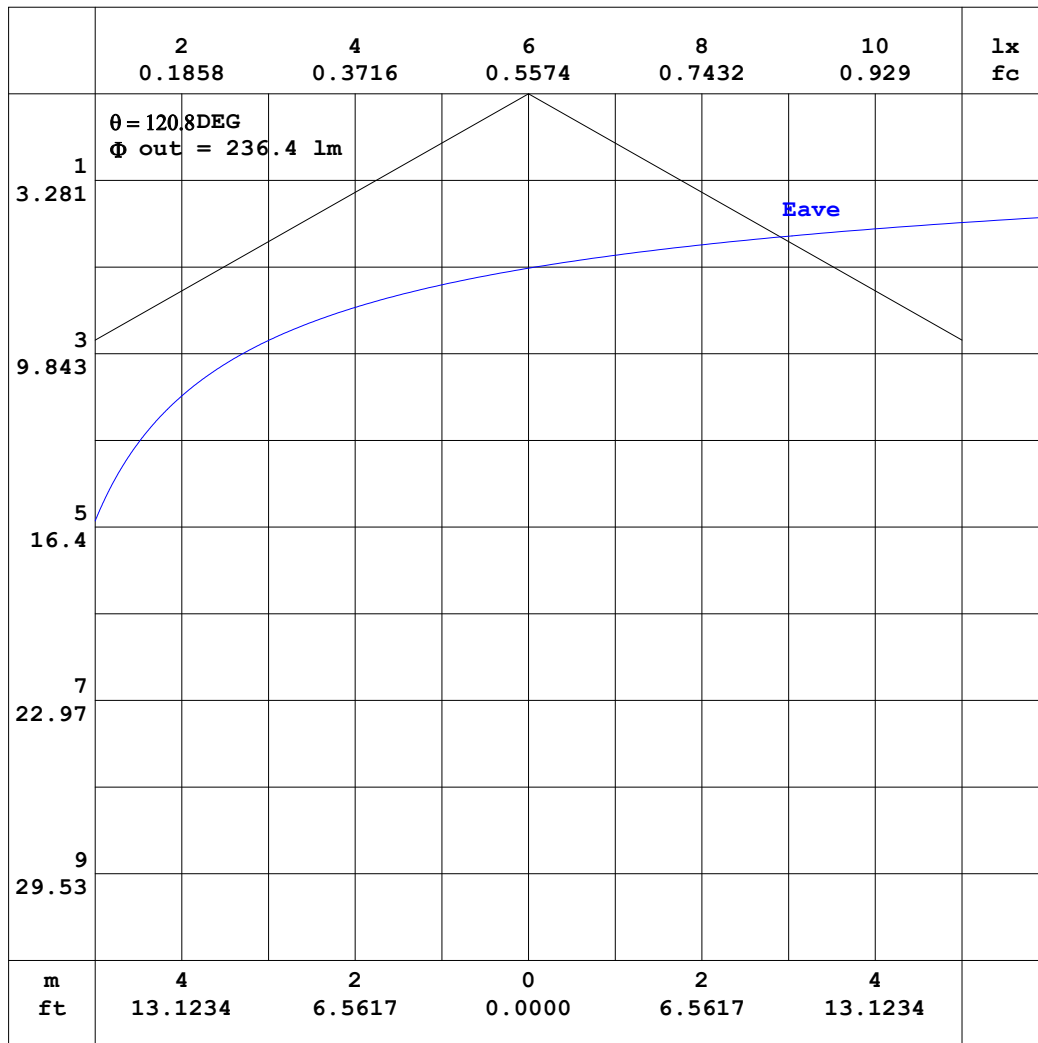


C Range: 0 - 360DEG
 C Interval: 15.0DEG
 Test Speed: HIGH
 Temperature:24.5°C
 Operators:Dingmin Zhang
 Test Date:2025-11-25

γ Range: 0 - 180DEG
 γ Interval: 0.5DEG
 Test System:EVERFINE GO-R5000_V2 SYSTEM V2.00.463
 Humidity:65.0%
 Test Distance:30.000m [K=0.9305]
 Remarks:

AAI CURVES

Test:U:110.37V I:0.2112A P:20.232W PF:0.8678 Freq:60.01Hz Lamp Flux:263.494x1 lm		
NAME:	TYPE:	WEIGHT:
SPEC.:	DIM.:	SERIAL No.:
MFR.:	SUR.:	Shielding Angle:



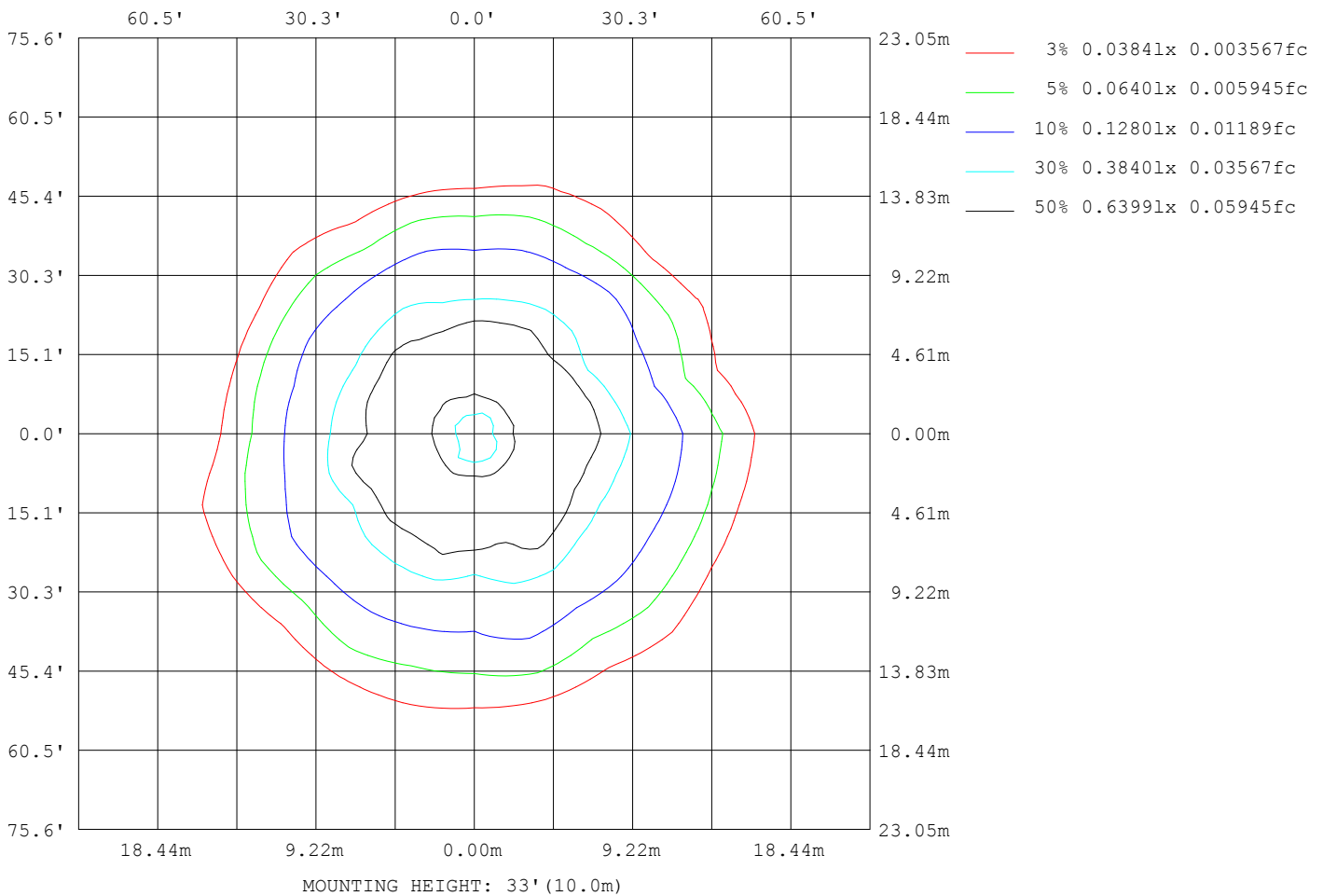
Note: The Curves indicate the illuminated area and the average illumination when the luminaire is at different distance.

C Range: 0 - 360DEG
 C Interval: 15.0DEG
 Test Speed: HIGH
 Temperature: 24.5°C
 Operators: Dingmin Zhang
 Test Date: 2025-11-25

γ Range: 0 - 180DEG
 γ Interval: 0.5DEG
 Test System: EVERFINE GO-R5000_V2 SYSTEM V2.00.463
 Humidity: 65.0%
 Test Distance: 30.000m [K=0.9305]
 Remarks:

ISOLUX DIAGRAM

Test:U:110.37V I:0.2112A P:20.232W PF:0.8678 Freq:60.01Hz Lamp Flux:263.494x1 lm		
NAME:	TYPE:	WEIGHT:
SPEC.:	DIM.:	SERIAL No.:
MFR.:	SUR.:	Shielding Angle:



C Range: 0 - 360DEG
 C Interval: 15.0DEG
 Test Speed: HIGH
 Temperature:24.5°C
 Operators:Dingmin Zhang
 Test Date:2025-11-25

γ Range: 0 - 180DEG
 γ Interval: 0.5DEG
 Test System:EVERFINE GO-R5000_V2 SYSTEM V2.00.463
 Humidity:65.0%
 Test Distance:30.000m [K=0.9305]
 Remarks:

LED Avg.L Report

Test:U:110.37V I:0.2112A P:20.232W PF:0.8678 Freq:60.01Hz Lamp Flux:263.494x1 lm		
NAME:	TYPE:	WEIGHT:
SPEC.:	DIM.:	SERIAL No.:
MFR.:	SUR.:	Shielding Angle:

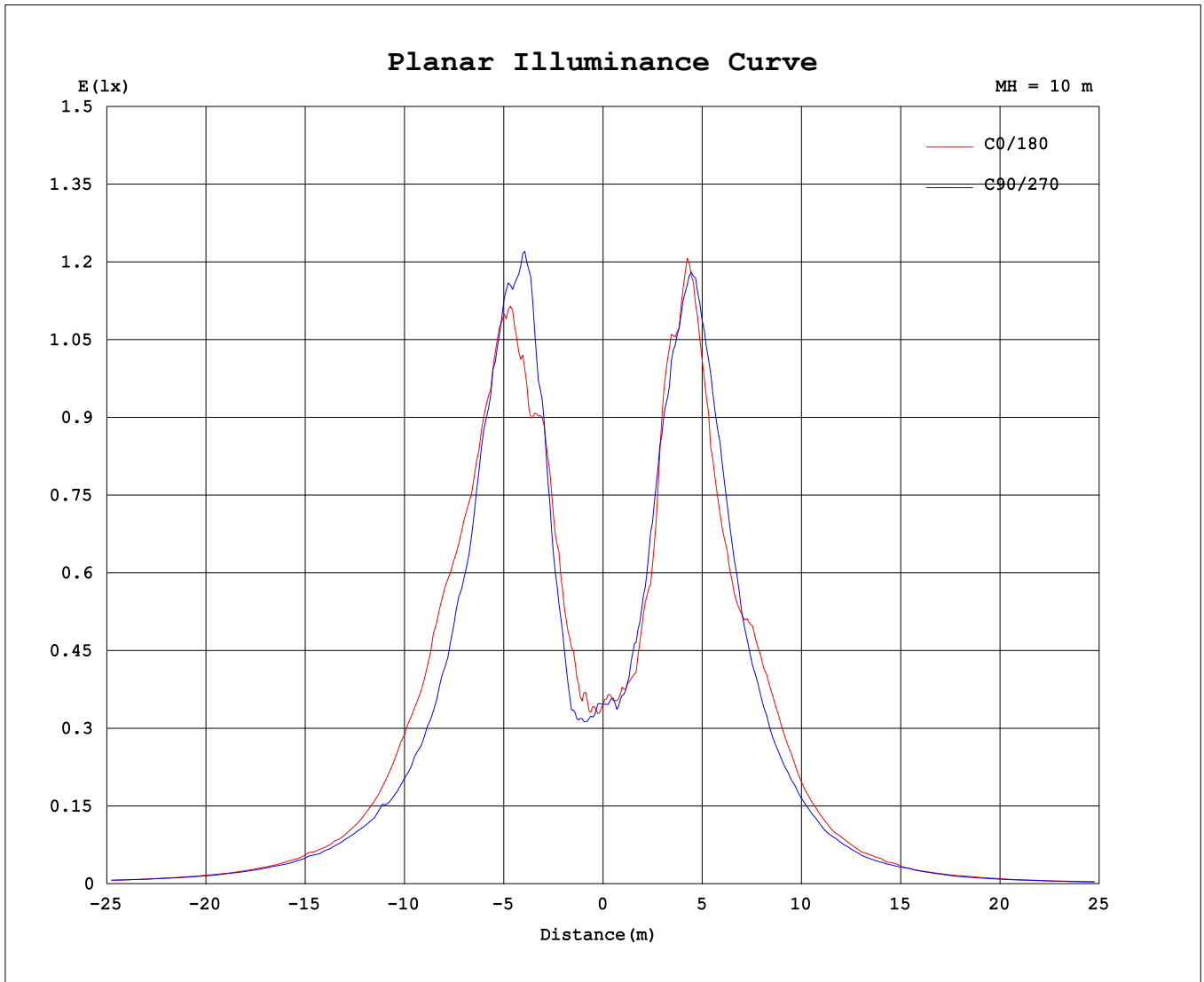
AvgL	cd/m2
L_0~180 (65) av	369
L_0~180 (75) av	337
L_0~180 (85) av	491
L_90~270 (65) av	348
L_90~270 (75) av	326
L_90~270 (85) av	472
L_45 (65) av	380
L_45 (75) av	324
L_45 (85) av	479

Standard: GB/T 29293-2012

C Range: 0 - 360DEG
C Interval: 15.0DEG
Test Speed: HIGH
Temperature:24.5°C
Operators:Dingmin Zhang
Test Date:2025-11-25

γ Range: 0 - 180DEG
 γ Interval: 0.5DEG
Test System:EVERFINE GO-R5000_V2 SYSTEM V2.00.463
Humidity:65.0%
Test Distance:30.000m [K=0.9305]
Remarks:

Planar Illuminance Curve



C Range: 0 - 360DEG
C Interval: 15.0DEG
Test Speed: HIGH
Temperature: 24.5°C
Operators: Dingmin Zhang
Test Date: 2025-11-25

γ Range: 0 - 180DEG
γ Interval: 0.5DEG
Test System: EVERFINE GO-R5000_V2 SYSTEM V2.00.463
Humidity: 65.0%
Test Distance: 30.000m [K=0.9305]
Remarks:

LUMINOUS DISTRIBUTION INTENSITY DATA

Test:U:110.37V I:0.2112A P:20.232W PF:0.8678 Freq:60.01Hz Lamp Flux:263.494x1 lm		
NAME:	TYPE:	WEIGHT:
SPEC.:	DIM.:	SERIAL No.:
MFR.:	SUR.:	Shielding Angle:

Table--1

UNIT: cd

C (DEG) \ γ (DEG)	0	15	30	45	60	75	90	105	120	135	150	165	180	195	210	225	240	255	270
0	34.7	34.8	34.9	35.0	35.2	34.7	34.6	34.5	34.2	34.4	34.6	34.4	34.7	34.8	34.9	35.0	35.2	34.7	34.6
5	37.4	32.4	34.8	31.2	32.6	30.8	31.6	33.6	35.2	34.5	38.3	37.7	37.1	36.4	36.1	34.7	34.4	34.7	36.0
10	51.0	48.6	44.6	44.3	42.5	42.4	40.6	39.7	40.2	43.1	44.7	48.2	46.1	47.2	52.6	50.9	55.2	55.8	51.4
15	88.4	82.2	80.5	80.1	75.5	72.7	81.8	80.9	73.6	81.5	84.3	86.2	77.5	76.5	85.4	78.2	82.1	90.8	85.2
20	108	120	135	116	119	129	141	142	118	132	127	128	127	126	138	135	138	125	125
25	150	153	170	147	133	156	155	150	136	148	152	130	150	148	152	146	144	160	157
30	145	136	132	139	140	129	141	130	125	131	133	131	115	125	122	127	109	120	135
35	128	111	104	126	137	105	107	121	112	118	105	133	94.5	97.8	95.8	107	111	85.3	94.9
40	112	92.5	84.8	92.6	114	102	78.7	99.2	99.6	95.8	79.5	101	85.1	81.2	74.5	76.7	86.0	73.8	67.3
45	81.5	69.5	66.9	62.0	77.0	82.0	57.6	64.8	66.4	67.1	65.9	59.4	55.7	49.8	53.4	49.0	54.6	53.4	46.7
50	52.2	49.6	46.4	48.5	45.5	55.9	43.1	45.3	49.9	48.9	52.6	41.3	35.1	33.5	34.7	34.4	30.0	34.4	30.8
55	35.2	32.9	32.4	34.2	28.8	35.7	30.9	31.2	35.6	30.9	35.2	30.3	22.4	21.8	21.9	24.7	19.7	20.6	20.3
60	24.3	21.9	21.2	24.3	22.3	22.3	22.5	22.6	25.8	21.5	23.4	25.4	14.5	14.5	13.3	17.2	15.0	13.7	13.7
65	16.4	16.4	14.2	17.8	17.3	15.8	15.4	16.6	16.9	16.1	15.2	17.0	9.53	9.36	8.56	10.5	10.8	8.95	9.13
70	12.0	12.8	11.8	12.9	13.3	12.5	12.1	13.3	12.3	12.0	11.0	12.2	6.78	6.61	6.13	6.20	6.79	5.37	5.78
75	9.79	10.2	10.1	9.95	10.8	10.6	10.2	10.6	9.55	9.63	8.37	9.29	4.76	4.44	4.26	3.68	4.36	4.00	3.85
80	7.88	7.70	8.28	7.83	8.37	8.87	8.04	7.87	7.79	7.70	6.81	6.78	3.34	2.59	2.75	2.18	2.59	2.43	2.43
85	5.62	5.62	5.94	5.97	5.27	5.95	5.61	5.54	5.19	5.02	5.02	4.60	1.50	1.51	1.27	1.34	1.04	1.26	1.26
90	3.85	4.10	4.17	4.10	3.60	3.69	3.65	3.10	2.93	2.66	2.69	2.68	0.17	0.25	0.08	0.09	0.17	0.25	0.27
95	2.69	2.68	2.76	2.85	2.43	2.26	2.23	1.76	1.60	1.68	1.59	1.69	0.00	0.00	0.00	0.00	0.00	0.00	0.17
100	1.84	1.84	1.85	1.75	1.56	1.28	1.46	1.19	1.28	1.09	1.17	1.17	0.00	0.00	0.00	0.00	0.00	0.00	0.00
105	1.34	1.42	1.42	1.23	1.42	1.09	1.22	0.92	1.00	1.08	0.85	0.74	0.00	0.00	0.00	0.00	0.00	0.00	0.00
110	0.89	1.00	1.24	0.90	0.91	0.99	1.17	0.71	0.69	0.77	0.61	0.31	0.00	0.00	0.00	0.00	0.00	0.00	0.00
115	0.77	0.62	0.78	0.38	0.63	0.57	0.62	0.39	0.42	0.43	0.31	0.33	0.00	0.00	0.00	0.00	0.00	0.00	0.00
120	0.36	0.37	0.37	0.08	0.16	0.17	0.42	0.20	0.16	0.19	0.25	0.10	0.00	0.00	0.00	0.00	0.00	0.00	0.00
125	0.00	0.08	0.00	0.08	0.00	0.00	0.08	0.09	0.00	0.00	0.15	0.08	0.00	0.00	0.00	0.00	0.00	0.00	0.00
130	0.00	0.00	0.00	0.00	0.00	0.00	0.00	0.00	0.00	0.00	0.00	0.08	0.00	0.00	0.00	0.00	0.00	0.00	0.00
135	0.08	0.00	0.00	0.00	0.00	0.00	0.00	0.00	0.07	0.00	0.00	0.00	0.00	0.00	0.00	0.00	0.00	0.00	0.00
140	0.08	0.08	0.00	0.00	0.00	0.00	0.17	0.00	0.08	0.08	0.00	0.08	0.00	0.00	0.00	0.00	0.00	0.00	0.00
145	0.08	0.21	0.00	0.00	0.17	0.00	0.08	0.08	0.25	0.08	0.00	0.08	0.08	0.00	0.00	0.00	0.00	0.00	0.00
150	0.47	0.63	0.10	0.19	0.40	0.17	0.21	0.34	0.17	0.33	0.42	0.24	0.43	0.59	0.66	0.32	0.50	0.55	0.27
155	1.43	1.47	1.09	1.26	1.26	1.21	1.03	0.91	0.59	1.10	0.92	1.11	1.34	1.42	1.42	1.25	1.25	1.47	1.42
160	1.89	2.03	1.69	1.68	1.85	1.76	1.76	1.58	1.67	1.46	1.68	1.89	2.51	2.37	2.34	2.42	2.46	2.51	2.51
165	1.26	2.10	2.34	2.20	2.51	2.38	2.65	2.52	2.63	1.81	2.48	2.63	2.37	2.51	1.92	2.00	2.14	2.43	2.06
170	0.00	0.00	0.00	0.00	0.42	0.25	0.33	0.18	0.26	0.59	0.83	0.75	0.00	0.00	0.00	0.00	0.00	0.00	0.00
175	0.00	0.00	0.00	0.00	0.00	0.00	0.00	0.00	0.00	0.00	0.00	0.00	0.00	0.00	0.00	0.00	0.00	0.00	0.00
180	0.00	0.00	0.00	0.00	0.00	0.00	0.00	0.00	0.00	0.00	0.00	0.00	0.00	0.00	0.00	0.00	0.00	0.00	0.00

C Range: 0 - 360DEG
 C Interval: 15.0DEG
 Test Speed: HIGH
 Temperature:24.5°C
 Operators:Dingmin Zhang
 Test Date:2025-11-25

γ Range: 0 - 180DEG
 γ Interval: 0.5DEG
 Test System:EVERFINE GO-R5000_V2 SYSTEM V2.00.463
 Humidity:65.0%
 Test Distance:30.000m [K=0.9305]
 Remarks:

LUMINOUS DISTRIBUTION INTENSITY DATA

Test:U:110.37V I:0.2112A P:20.232W PF:0.8678 Freq:60.01Hz Lamp Flux:263.494x1 lm		
NAME:	TYPE:	WEIGHT:
SPEC.:	DIM.:	SERIAL No.:
MFR.:	SUR.:	Shielding Angle:

Table--2

UNIT: cd

C (DEG) \ γ (DEG)	285	300	315	330	345														
0	34.5	34.2	34.4	34.6	34.4														
5	36.2	36.2	38.0	35.4	36.6														
10	53.4	51.5	52.1	54.0	49.4														
15	92.0	86.3	85.4	90.9	89.6														
20	135	130	126	121	126														
25	151	139	165	162	134														
30	139	127	124	138	134														
35	102	113	92.2	93.1	117														
40	75.2	83.9	82.4	60.0	80.7														
45	50.6	53.5	62.7	47.1	50.3														
50	36.6	34.1	38.8	35.4	32.0														
55	22.5	24.2	21.9	27.5	21.9														
60	16.0	19.1	13.2	16.5	15.4														
65	10.3	12.6	9.17	8.73	10.4														
70	6.53	7.10	6.61	5.19	6.97														
75	3.94	4.25	4.69	3.77	4.94														
80	2.53	2.51	2.86	2.76	3.45														
85	1.42	1.42	1.59	2.01	1.93														
90	0.41	0.50	0.84	1.34	1.14														
95	0.00	0.08	0.08	0.20	0.34														
100	0.00	0.00	0.00	0.00	0.00														
105	0.00	0.00	0.00	0.00	0.00														
110	0.00	0.00	0.00	0.00	0.00														
115	0.00	0.00	0.00	0.00	0.00														
120	0.00	0.00	0.00	0.00	0.00														
125	0.00	0.00	0.00	0.00	0.00														
130	0.00	0.00	0.00	0.00	0.00														
135	0.00	0.00	0.00	0.00	0.00														
140	0.00	0.00	0.00	0.00	0.00														
145	0.00	0.00	0.00	0.00	0.00														
150	0.27	0.42	0.40	0.00	0.21														
155	1.59	1.49	1.34	0.84	1.34														
160	2.35	2.34	2.18	1.67	1.39														
165	1.25	1.09	2.18	1.42	0.25														
170	0.00	0.00	0.00	0.00	0.00														
175	0.00	0.00	0.00	0.00	0.00														
180	0.00	0.00	0.00	0.00	0.00														

C Range: 0 - 360DEG
 C Interval: 15.0DEG
 Test Speed: HIGH
 Temperature:24.5°C
 Operators:Dingmin Zhang
 Test Date:2025-11-25

γ Range: 0 - 180DEG
 γ Interval: 0.5DEG
 Test System:EVERFINE GO-R5000_V2 SYSTEM V2.00.463
 Humidity:65.0%
 Test Distance:30.000m [K=0.9305]
 Remarks: