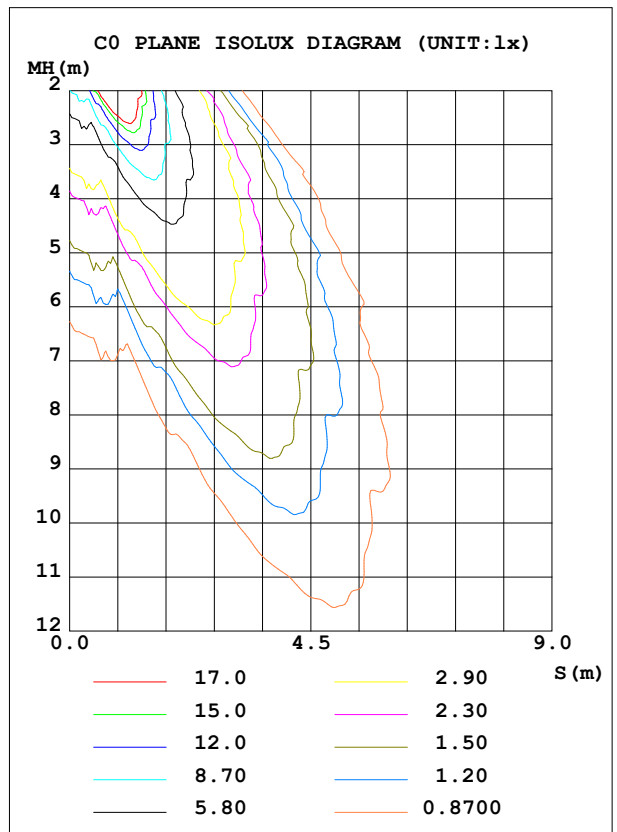
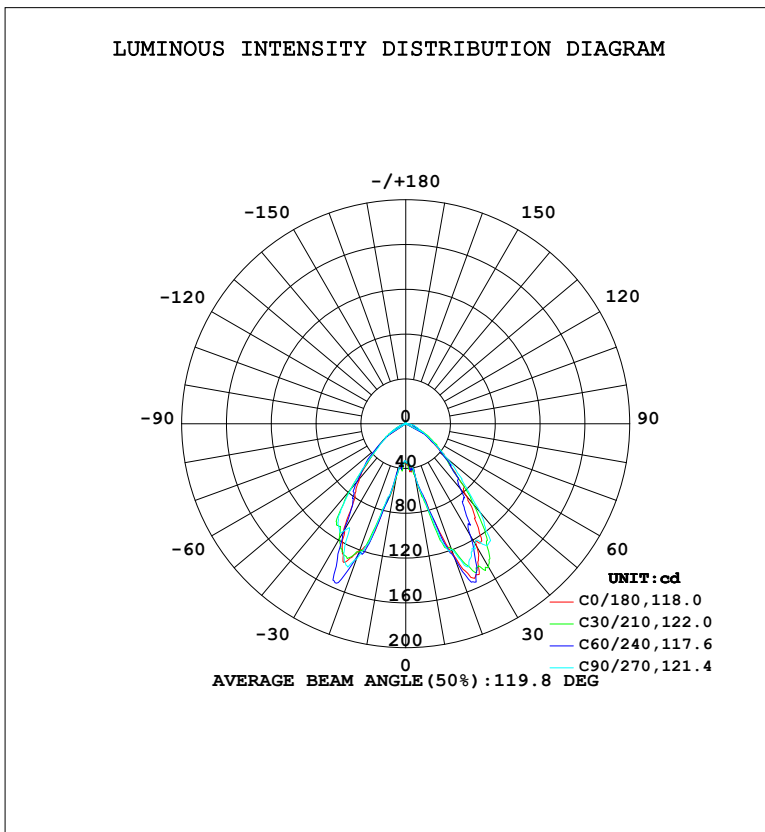


LUMINAIRE PHOTOMETRIC TEST REPORT

Test:U:110.35V I:0.2129A P:20.299W PF:0.8641 Freq:60.01Hz Lamp Flux:245.544x1 lm		
NAME:	TYPE:	WEIGHT:
SPEC.:	DIM.:	SERIAL No.:
MFR.:	SUR.:	Shielding Angle:

DATA OF LAMP		PHOTOMETRIC DATA			
MODEL	HF7950-AB-GRN	Imax (cd)	155.4	S/MH (C0/180)	1.70
NOMINAL POWER (W)		LOR (%)	100.0	S/MH (C90/270)	1.67
RATED VOLTAGE (V)	110	TOTAL FLUX (lm)	245.54	η UP, DN (C0-180)	0.6, 55.1
NOMINAL FLUX (lm)	245.544	CIE CLASS	DIRECT	η UP, DN (C180-360)	0.1, 44.2
LAMPS INSIDE	1	η up (%)	0.7	CIBSE SHR NOM	0.50
TEST VOLTAGE (V)	110.394	η down (%)	99.3	CIBSE SHR MAX	0.70



C Range: 0 - 360DEG
 C Interval: 15.0DEG
 Test Speed: HIGH
 Temperature: 24.5°C
 Operators: Dingmin Zhang
 Test Date: 2025-11-25

γ Range: 0 - 180DEG
 γ Interval: 0.5DEG
 Test System: EVERFINE GO-R5000_V2 SYSTEM V2.00.463
 Humidity: 65.0%
 Test Distance: 30.000m [K=0.9305]
 Remarks:

ZONAL FLUX DIAGRAM

ZONAL FLUX DIAGRAM:

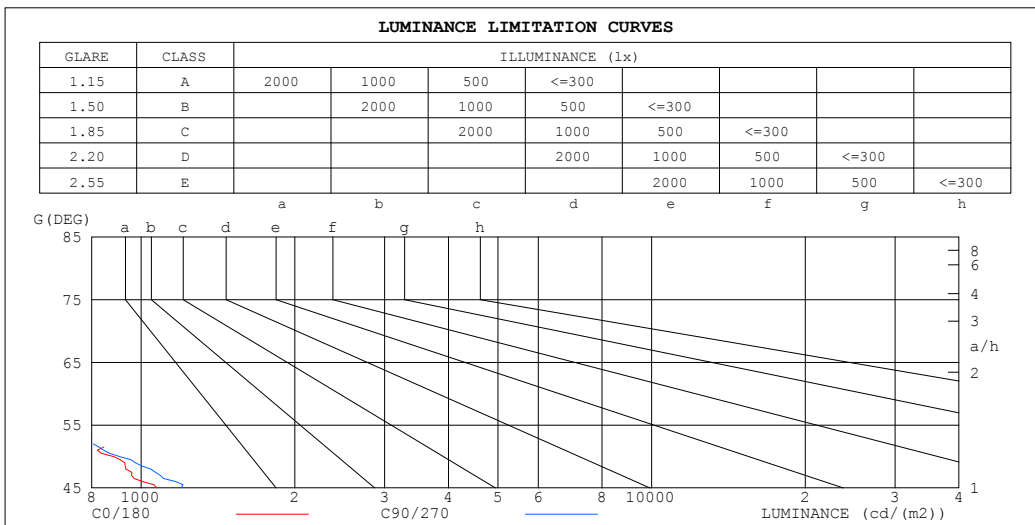
γ	C0	C45	C90	C135	C180	C225	C270	C315	γ	Φ zone	Φ total	\$lum, lamp
10	45.35	50.65	44.80	43.10	45.95	47.11	46.79	47.73	0- 10	3.760	3.760	1.53,1.53
20	124.8	132.5	119.5	110.0	121.0	122.2	128.7	119.1	10- 20	25.49	29.26	11.9,11.9
30	127.2	121.8	123.3	143.1	110.9	107.1	110.6	126.0	20- 30	60.24	89.50	36.4,36.4
40	84.77	93.19	103.4	90.79	65.03	81.06	76.48	64.07	30- 40	65.10	154.6	63,63
50	47.33	41.64	48.63	47.79	33.31	32.47	30.63	33.41	40- 50	44.03	198.6	80.9,80.9
60	21.16	21.26	22.69	24.19	12.38	14.39	15.40	13.63	50- 60	24.09	222.7	90.7,90.7
70	10.13	10.71	11.88	10.97	4.935	6.364	5.606	5.436	60- 70	12.11	234.8	95.6,95.6
80	6.376	6.277	6.693	5.623	1.455	1.769	1.925	2.018	70- 80	6.232	241.1	98.2,98.2
90	3.016	2.172	1.976	2.511	0.2511	0	0.4697	0.2538	80- 90	2.735	243.8	99.3,99.3
100	1.058	0.8385	0.9208	0.8024	0	0	0	0	90-100	0.7919	244.6	99.6,99.6
110	0.5022	0.3685	0.1705	0.0837	0	0	0	0	100-110	0.2564	244.8	99.7,99.7
120	0.0029	0	0	0	0	0	0	0	110-120	0.0468	244.9	99.7,99.7
130	0	0.0011	0	0	0	0	0	0	120-130	0.0146	244.9	99.7,99.7
140	0	0.1667	0	0.0830	0	0	0	0	130-140	0.0097	244.9	99.7,99.7
150	0.3348	0.4181	0.2826	0.2799	0.0037	0.0837	0.0011	0	140-150	0.0598	245.0	99.8,99.8
160	0.8014	0.7077	1.408	1.342	1.257	1.670	0.9365	1.410	150-160	0.3085	245.3	99.9,99.9
170	0	0	0	0.0064	0	0	0	0	160-170	0.2610	245.5	100,100
180	0	0	0	0	0	0	0	0	170-180	0.0000	245.5	100,100
DEG	LUMINOUS INTENSITY:cd									UNIT:lm		

C Range: 0 - 360DEG
 C Interval: 15.0DEG
 Test Speed: HIGH
 Temperature:24.5°C
 Operators:Dingmin Zhang
 Test Date:2025-11-25

γ Range: 0 - 180DEG
 γ Interval: 0.5DEG
 Test System:EVERFINE GO-R5000_V2 SYSTEM V2.00.463
 Humidity:65.0%
 Test Distance:30.000m [K=0.9305]
 Remarks:

LUMINANCE LIMITATION CURVES

Test:U:110.35V I:0.2129A P:20.299W PF:0.8641 Freq:60.01Hz Lamp Flux:245.544x1 lm		
NAME:	TYPE:	WEIGHT:
SPEC.:	DIM.:	SERIAL No.:
MFR.:	SUR.:	Shielding Angle:



LUMINANCE cd/(m2)		
G (DEG)	C0/180	C90/270
85	635	484
80	441	462
75	361	408
70	355	417
65	428	437
60	508	545
55	621	668
50	883	908
45	1075	1198

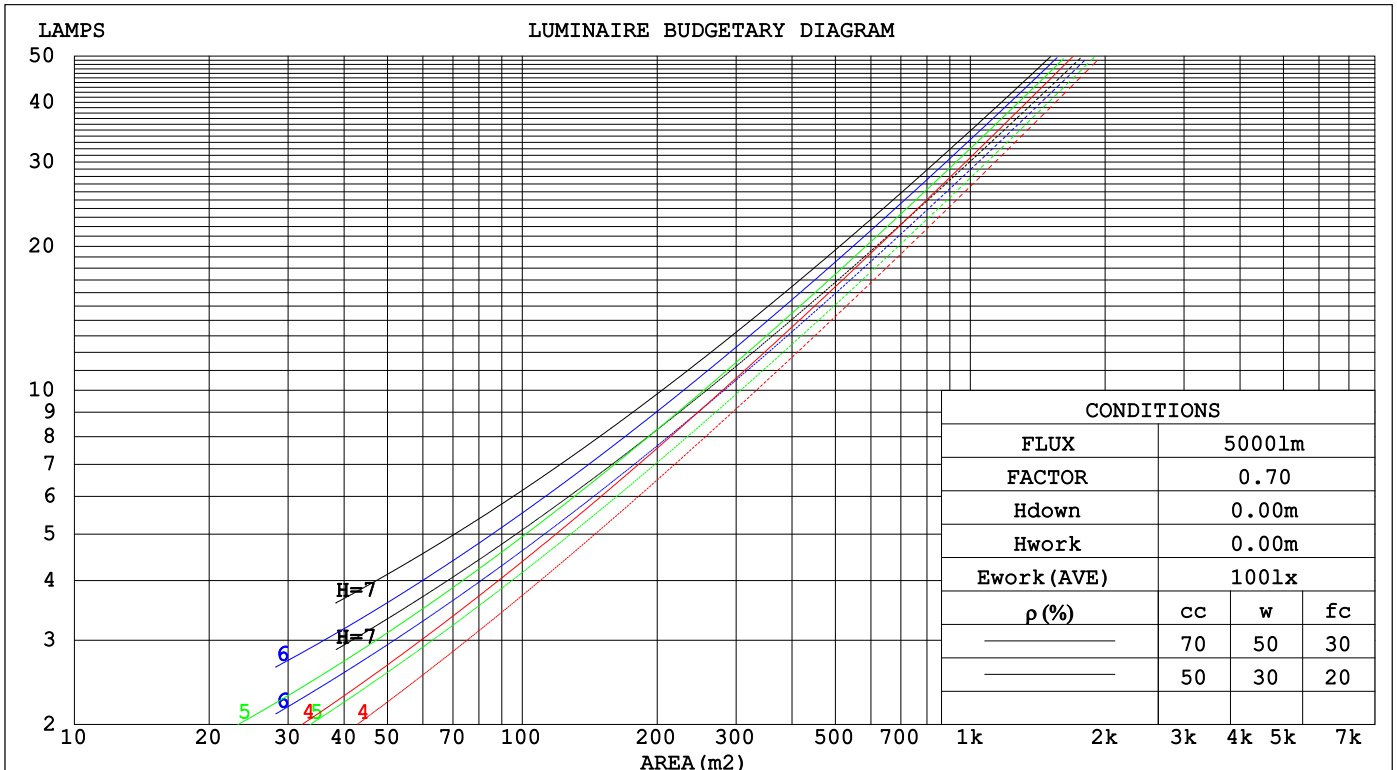
C Range: 0 - 360DEG
 C Interval: 15.0DEG
 Test Speed: HIGH
 Temperature:24.5°C
 Operators:Dingmin Zhang
 Test Date:2025-11-25

γ Range: 0 - 180DEG
 γ Interval: 0.5DEG
 Test System:EVERFINE GO-R5000_V2 SYSTEM V2.00.463
 Humidity:65.0%
 Test Distance:30.000m [K=0.9305]
 Remarks:

CU AND LUMINAIRE BUDGETARY ESTIMATE DIAGRAM

Test:U:110.35V I:0.2129A P:20.299W PF:0.8641 Freq:60.01Hz		
Lamp Flux:245.544x1 lm		
NAME:	TYPE:	WEIGHT:
SPEC.:	DIM.:	SERIAL No.:
MFR.:	SUR.:	Shielding Angle:

pcc	80%			70%			50%			30%			10%			0
pw	50%	30%	10%	50%	30%	10%	50%	30%	10%	50%	30%	10%	50%	30%	10%	0
pfc	20%			20%			20%			20%			20%			0
RCR	RCR:Room Cavity Ratio						Coefficients of Utilization(CU)									
0.0	1.19	1.19	1.19	1.16	1.16	1.16	1.11	1.11	1.11	1.06	1.06	1.06	1.01	1.01	1.01	.99
1.0	1.07	1.03	.00	1.04	1.01	.98	1.00	.97	.95	.96	.94	.92	.92	.91	.89	.87
2.0	.95	.90	.85	.94	.88	.84	.90	.86	.82	.87	.83	.80	.84	.81	.78	.76
3.0	.86	.79	.73	.84	.78	.72	.81	.76	.71	.78	.74	.70	.76	.72	.68	.67
4.0	.77	.69	.63	.76	.69	.63	.73	.67	.62	.71	.66	.61	.69	.64	.60	.58
5.0	.70	.62	.56	.68	.61	.55	.66	.60	.55	.64	.59	.54	.63	.58	.54	.52
6.0	.63	.55	.49	.62	.55	.49	.60	.54	.49	.59	.53	.48	.57	.52	.48	.46
7.0	.57	.49	.44	.57	.49	.44	.55	.48	.43	.54	.48	.43	.52	.47	.43	.41
8.0	.53	.45	.39	.52	.44	.39	.51	.44	.39	.49	.43	.39	.48	.43	.38	.37
9.0	.48	.41	.35	.48	.40	.35	.46	.40	.35	.45	.39	.35	.44	.39	.35	.33
10.0	.44	.37	.32	.44	.37	.32	.43	.36	.32	.42	.36	.32	.41	.35	.31	.30



C Range: 0 - 360DEG
 C Interval: 15.0DEG
 Test Speed: HIGH
 Temperature:24.5°C
 Operators:Dingmin Zhang
 Test Date:2025-11-25

γ Range: 0 - 180DEG
 γ Interval: 0.5DEG
 Test System:EVERFINE GO-R5000_V2 SYSTEM V2.00.463
 Humidity:65.0%
 Test Distance:30.000m [K=0.9305]
 Remarks:

WEC AND CCEC

Test:U:110.35V I:0.2129A P:20.299W PF:0.8641 Freq:60.01Hz									
Lamp Flux:245.544x1 lm									
NAME:			TYPE:			WEIGHT:			
SPEC.:			DIM.:			SERIAL No.:			
MFR.:			SUR.:			Shielding Angle:			

ρ _{cc}	80%			70%			50%			30%			10%			0
ρ _w	50%	30%	10%	50%	30%	10%	50%	30%	10%	50%	30%	10%	50%	30%	10%	0
ρ _{fc}	20%			20%			20%			20%			20%			0
RCR	RCR:Room Cavity Ratio						Wall Exitance Coefficients(WEC)									
0.0																
1.0	.254	.144	.046	.247	.141	.045	.233	.134	.043	.221	.127	.041	.210	.121	.039	
2.0	.243	.133	.041	.236	.130	.040	.225	.125	.039	.214	.120	.038	.204	.115	.036	
3.0	.229	.122	.037	.224	.120	.036	.214	.116	.035	.204	.112	.034	.195	.108	.033	
4.0	.216	.112	.033	.211	.110	.033	.202	.107	.032	.194	.104	.031	.186	.101	.031	
5.0	.203	.104	.030	.199	.102	.030	.191	.099	.029	.184	.097	.029	.177	.094	.028	
6.0	.192	.096	.028	.188	.095	.027	.181	.093	.027	.174	.090	.027	.168	.088	.026	
7.0	.181	.089	.025	.178	.088	.025	.171	.087	.025	.165	.085	.025	.159	.083	.024	
8.0	.171	.084	.024	.168	.083	.023	.162	.081	.023	.157	.079	.023	.152	.078	.023	
9.0	.162	.078	.022	.159	.078	.022	.154	.076	.022	.149	.075	.021	.145	.073	.021	
10.0	.154	.074	.020	.151	.073	.020	.147	.072	.020	.142	.071	.020	.138	.069	.020	

ρ _{cc}	80%			70%			50%			30%			10%			0
ρ _w	50%	30%	10%	50%	30%	10%	50%	30%	10%	50%	30%	10%	50%	30%	10%	0
ρ _{fc}	20%			20%			20%			20%			20%			0
RCR	RCR:Room Cavity Ratio						Ceiling Cavity Exitance Coefficients(CCEC)									
0.0	.196	.196	.196	.167	.167	.167	.114	.114	.114	.066	.066	.066	.021	.021	.021	
1.0	.182	.162	.144	.156	.139	.124	.106	.096	.086	.061	.055	.050	.020	.018	.016	
2.0	.171	.138	.109	.147	.118	.095	.100	.082	.066	.058	.048	.039	.019	.015	.013	
3.0	.162	.120	.086	.139	.103	.074	.095	.072	.052	.055	.042	.031	.018	.014	.010	
4.0	.154	.106	.069	.132	.091	.060	.091	.064	.042	.053	.037	.025	.017	.012	.008	
5.0	.147	.095	.057	.126	.082	.049	.087	.057	.035	.050	.034	.021	.016	.011	.007	
6.0	.140	.087	.048	.121	.075	.042	.083	.052	.030	.048	.031	.018	.016	.010	.006	
7.0	.134	.080	.041	.116	.069	.036	.080	.048	.025	.046	.028	.015	.015	.009	.005	
8.0	.129	.074	.036	.111	.064	.032	.077	.045	.022	.045	.027	.013	.014	.009	.004	
9.0	.123	.069	.032	.106	.060	.028	.074	.042	.020	.043	.025	.012	.014	.008	.004	
10.0	.118	.065	.029	.102	.056	.025	.071	.040	.018	.041	.023	.011	.013	.008	.004	

C Range: 0 - 360DEG
 C Interval: 15.0DEG
 Test Speed: HIGH
 Temperature:24.5°C
 Operators:Dingmin Zhang
 Test Date:2025-11-25

γ Range: 0 - 180DEG
 γ Interval: 0.5DEG
 Test System:EVERFINE GO-R5000_V2 SYSTEM V2.00.463
 Humidity:65.0%
 Test Distance:30.000m [K=0.9305]
 Remarks:

UGR(Unified Glare Rating) Table

Test:U:110.35V I:0.2129A P:20.299W PF:0.8641 Freq:60.01Hz										
Lamp Flux:245.544x1 lm										
NAME:			TYPE:				WEIGHT:			
SPEC.:			DIM.:				SERIAL No.:			
MFR.:			SUR.:				Shielding Angle:			

ceiling/cavity	0.7	0.7	0.5	0.5	0.3	0.7	0.7	0.5	0.5	0.3
walls	0.5	0.3	0.5	0.3	0.3	0.5	0.3	0.5	0.3	0.3
working plane	0.2	0.2	0.2	0.2	0.2	0.2	0.2	0.2	0.2	0.2

Room dimensions	Viewed crosswise					Viewed endwise				
x = 2H y = 2H	11.4	12.8	11.7	13.0	13.2	11.2	12.5	11.5	12.7	13.0
3H	11.8	13.0	12.1	13.2	13.5	11.7	13.0	12.0	13.2	13.4
4H	12.0	13.2	12.3	13.4	13.7	12.0	13.2	12.3	13.4	13.7
6H	12.3	13.4	12.6	13.7	13.9	12.3	13.4	12.7	13.7	14.0
8H	12.5	13.5	12.8	13.8	14.1	12.5	13.5	12.8	13.8	14.1
12H	12.7	13.7	13.0	14.0	14.3	12.6	13.6	13.0	13.9	14.2
4H 2H	11.5	12.7	11.8	12.9	13.2	11.3	12.5	11.6	12.7	13.0
3H	12.1	13.1	12.4	13.4	13.7	12.0	13.0	12.3	13.3	13.6
4H	12.4	13.3	12.8	13.6	14.0	12.4	13.3	12.8	13.6	14.0
6H	12.9	13.7	13.3	14.0	14.4	12.9	13.7	13.3	14.0	14.4
8H	13.2	13.9	13.6	14.3	14.7	13.1	13.8	13.5	14.2	14.6
12H	13.5	14.2	13.9	14.6	15.0	13.3	14.0	13.8	14.4	14.8
8H 4H	12.6	13.3	13.0	13.7	14.1	12.5	13.3	12.9	13.6	14.0
6H	13.2	13.8	13.7	14.2	14.7	13.2	13.8	13.6	14.2	14.6
8H	13.6	14.1	14.1	14.6	15.0	13.5	14.1	14.0	14.5	14.9
12H	14.1	14.5	14.6	15.0	15.5	13.9	14.3	14.4	14.8	15.3
12H 4H	12.6	13.2	13.0	13.6	14.0	12.5	13.2	13.0	13.6	14.0
6H	13.3	13.8	13.7	14.2	14.7	13.3	13.8	13.7	14.2	14.7
8H	13.7	14.2	14.2	14.7	15.1	13.6	14.1	14.1	14.6	15.0

Variations with the observer position at spacings(CIE Pub.117):										
S = 1.0H	+ 0.6 / - 0.7					+ 0.7 / - 0.8				
1.5H	+ 0.7 / - 0.4					+ 1.0 / - 0.7				
2.0H	+ 1.4 / - 0.8					+ 1.7 / - 1.1				

CIE Pub.117, 245.5 lm Total Lamp Luminous Flux Corrected (8log(F/F0) = -4.9)
 Area: 0.08335 m2

C Range: 0 - 360DEG	γ Range: 0 - 180DEG
C Interval: 15.0DEG	γ Interval: 0.5DEG
Test Speed: HIGH	Test System:EVERFINE GO-R5000_V2 SYSTEM V2.00.463
Temperature:24.5°C	Humidity:65.0%
Operators:Dingmin Zhang	Test Distance:30.000m [K=0.9305]
Test Date:2025-11-25	Remarks:

UTILIZATION FACTORS TABLE

Test:U:110.35V I:0.2129A P:20.299W PF:0.8641 Freq:60.01Hz Lamp Flux:245.544x1 lm		
NAME:	TYPE:	WEIGHT:
SPEC.:	DIM.:	SERIAL No.:
MFR.:	SUR.:	Shielding Angle:

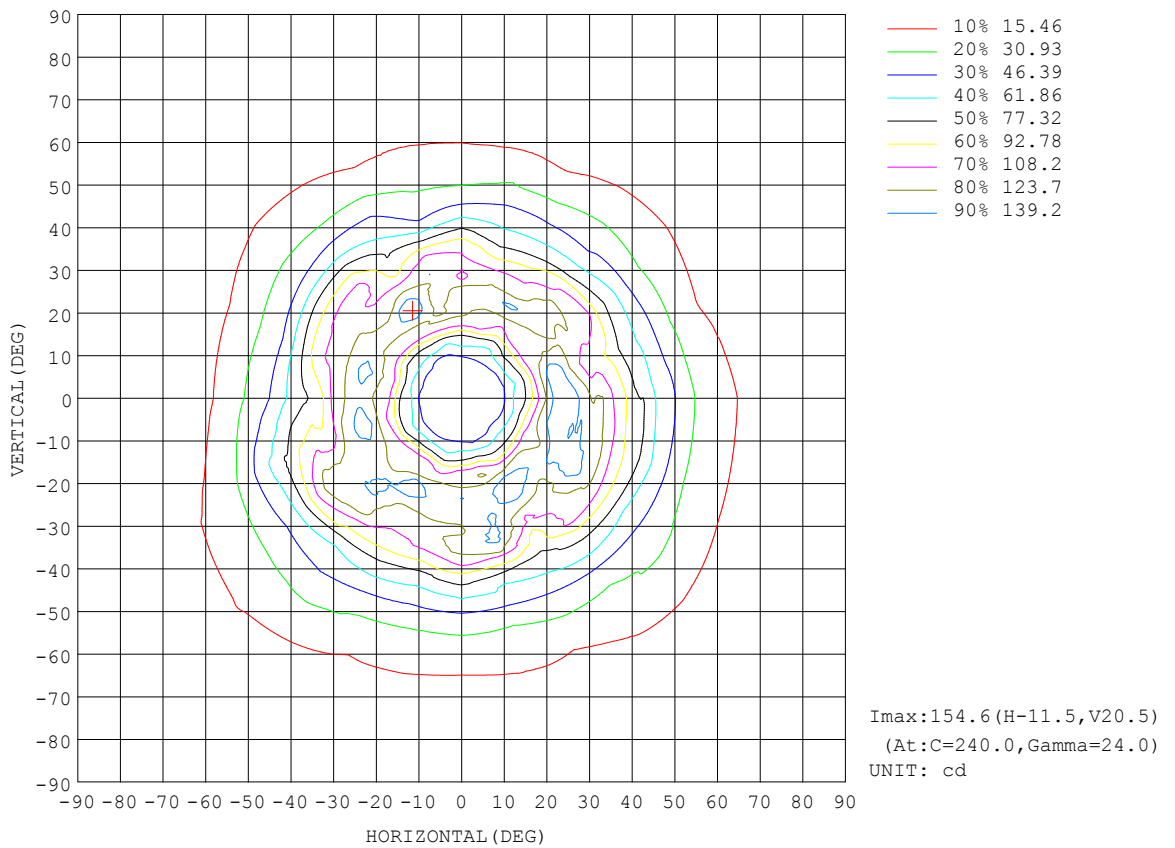
REFLECTANCE										
Ceiling	0.8	0.8	0.8	0.7	0.7	0.7	0.5	0.5	0.5	0
Walls	0.7	0.5	0.3	0.7	0.5	0.3	0.7	0.5	0.3	0
Working plane	0.2	0.2	0.2	0.2	0.2	0.2	0.2	0.2	0.2	0
ROOM INDEX	UTILIZATION FACTORS (PERCENT) k(RI) x RCR = 5									
k = 0.60	68	59	53	68	58	53	66	58	52	47
0.80	78	69	63	77	68	62	75	67	62	56
1.00	85	77	71	84	76	71	82	77	70	64
1.25	92	83	78	90	83	77	88	81	77	71
1.50	96	88	83	94	87	82	92	86	81	75
2.00	101	94	89	99	93	89	96	91	87	80
2.50	104	98	93	102	96	92	98	94	90	83
3.00	106	101	97	104	100	96	100	97	93	86
4.00	109	105	101	107	103	100	103	100	97	89
5.00	111	107	104	109	105	103	104	102	99	91
ROOM INDEX	UF(total)									Direct
According to DIN EN 13032-2 2004			Suspended				SHRNOM = 1.25			

C Range: 0 - 360DEG
 C Interval: 15.0DEG
 Test Speed: HIGH
 Temperature:24.5°C
 Operators:Dingmin Zhang
 Test Date:2025-11-25

γ Range: 0 - 180DEG
 γ Interval: 0.5DEG
 Test System:EVERFINE GO-R5000_V2 SYSTEM V2.00.463
 Humidity:65.0%
 Test Distance:30.000m [K=0.9305]
 Remarks:

ISOCANDELA DIAGRAM

Test:U:110.35V I:0.2129A P:20.299W PF:0.8641 Freq:60.01Hz Lamp Flux:245.544x1 lm		
NAME:	TYPE:	WEIGHT:
SPEC.:	DIM.:	SERIAL No.:
MFR.:	SUR.:	Shielding Angle:

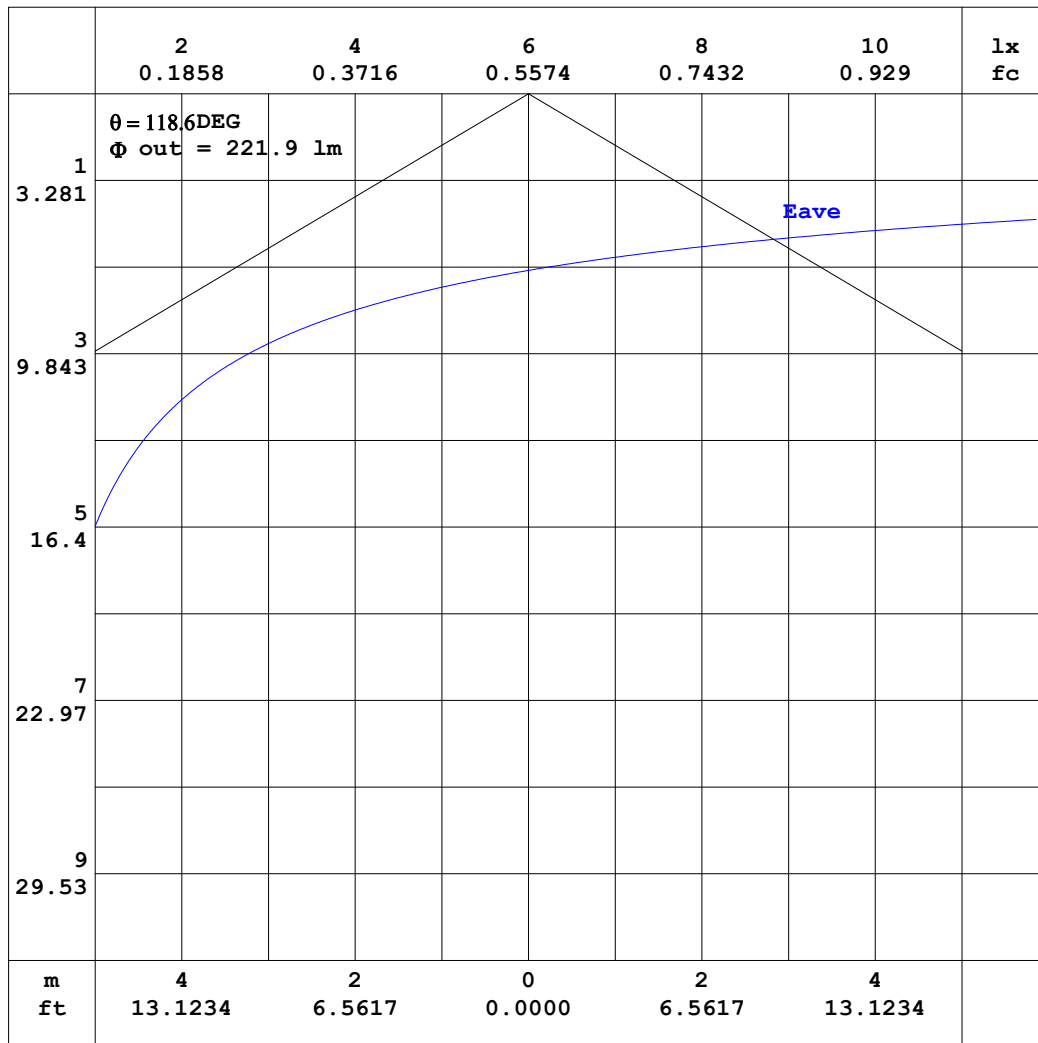


C Range: 0 - 360DEG
 C Interval: 15.0DEG
 Test Speed: HIGH
 Temperature:24.5°C
 Operators:Dingmin Zhang
 Test Date:2025-11-25

γ Range: 0 - 180DEG
 γ Interval: 0.5DEG
 Test System:EVERFINE GO-R5000_V2 SYSTEM V2.00.463
 Humidity:65.0%
 Test Distance:30.000m [K=0.9305]
 Remarks:

AAI CURVES

Test:U:110.35V I:0.2129A P:20.299W PF:0.8641 Freq:60.01Hz		
Lamp Flux:245.544x1 lm		
NAME:	TYPE:	WEIGHT:
SPEC.:	DIM.:	SERIAL No.:
MFR.:	SUR.:	Shielding Angle:



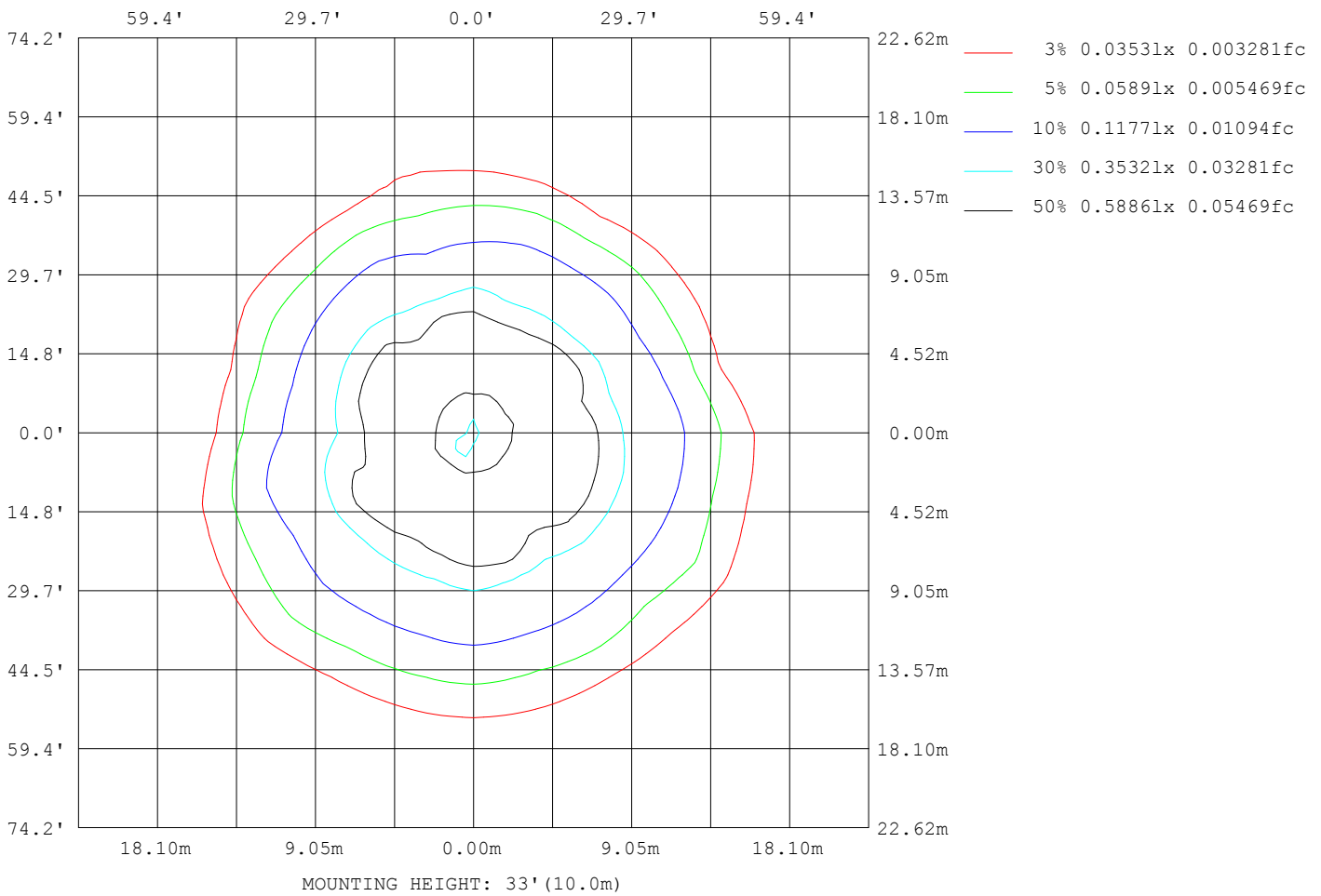
Note: The Curves indicate the illuminated area and the average illumination when the luminaire is at different distance.

C Range: 0 - 360DEG
 C Interval: 15.0DEG
 Test Speed: HIGH
 Temperature: 24.5°C
 Operators: Dingmin Zhang
 Test Date: 2025-11-25

γ Range: 0 - 180DEG
 γ Interval: 0.5DEG
 Test System: EVERFINE GO-R5000_V2 SYSTEM V2.00.463
 Humidity: 65.0%
 Test Distance: 30.000m [K=0.9305]
 Remarks:

ISOLUX DIAGRAM

Test:U:110.35V I:0.2129A P:20.299W PF:0.8641 Freq:60.01Hz Lamp Flux:245.544x1 lm		
NAME:	TYPE:	WEIGHT:
SPEC.:	DIM.:	SERIAL No.:
MFR.:	SUR.:	Shielding Angle:



C Range: 0 - 360DEG
 C Interval: 15.0DEG
 Test Speed: HIGH
 Temperature:24.5°C
 Operators:Dingmin Zhang
 Test Date:2025-11-25

γ Range: 0 - 180DEG
 γ Interval: 0.5DEG
 Test System:EVERFINE GO-R5000_V2 SYSTEM V2.00.463
 Humidity:65.0%
 Test Distance:30.000m [K=0.9305]
 Remarks:

LED Avg.L Report

Test:U:110.35V I:0.2129A P:20.299W PF:0.8641 Freq:60.01Hz Lamp Flux:245.544x1 lm		
NAME:	TYPE:	WEIGHT:
SPEC.:	DIM.:	SERIAL No.:
MFR.:	SUR.:	Shielding Angle:

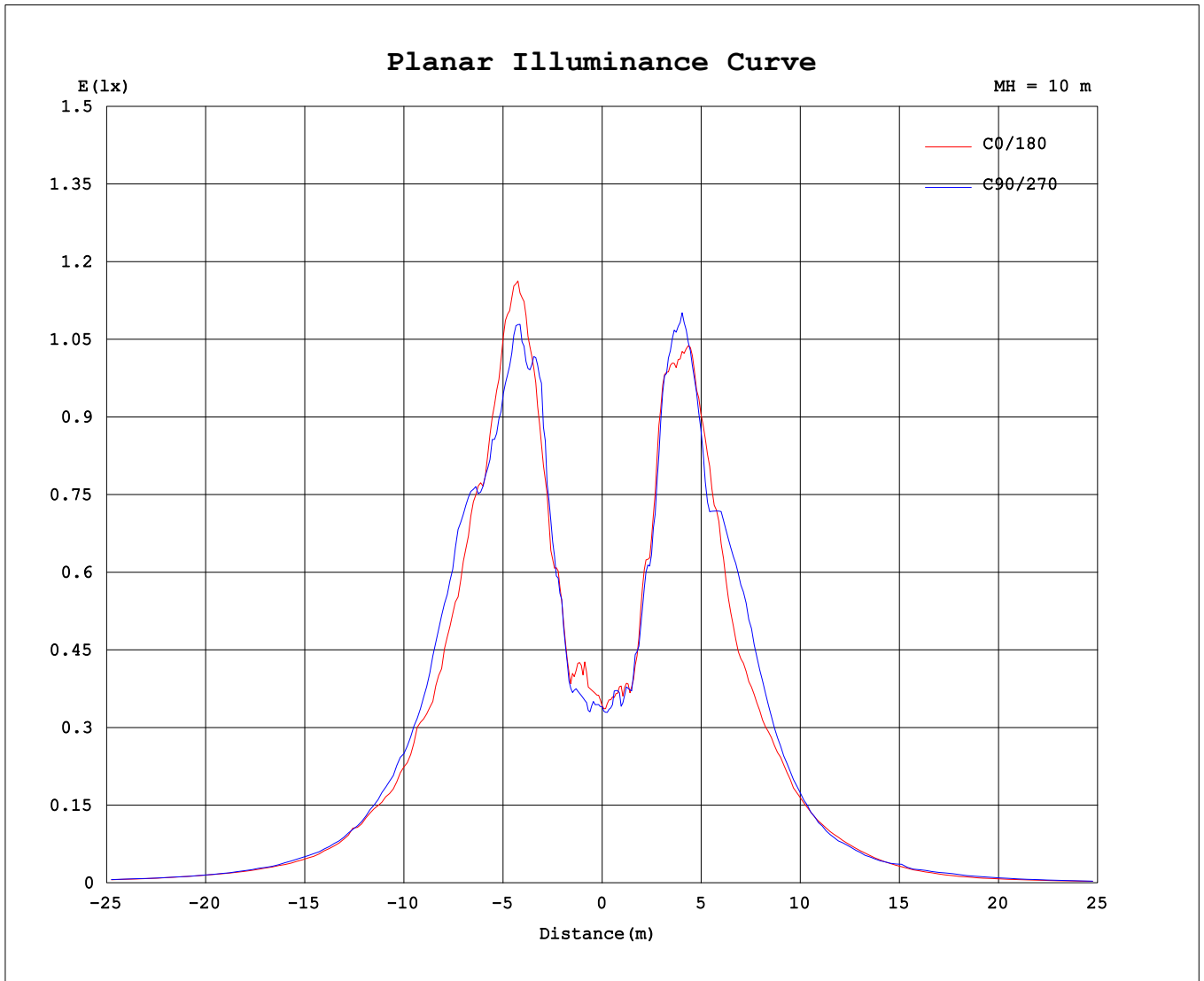
AvgL	cd/m2
L_0~180 (65) av	324
L_0~180 (75) av	239
L_0~180 (85) av	375
L_90~270 (65) av	352
L_90~270 (75) av	292
L_90~270 (85) av	317
L_45 (65) av	356
L_45 (75) av	273
L_45 (85) av	328

Standard: GB/T 29293-2012

C Range: 0 - 360DEG
C Interval: 15.0DEG
Test Speed: HIGH
Temperature:24.5°C
Operators:Dingmin Zhang
Test Date:2025-11-25

γ Range: 0 - 180DEG
γ Interval: 0.5DEG
Test System:EVERFINE GO-R5000_V2 SYSTEM V2.00.463
Humidity:65.0%
Test Distance:30.000m [K=0.9305]
Remarks:

Planar Illuminance Curve



C Range: 0 - 360DEG
C Interval: 15.0DEG
Test Speed: HIGH
Temperature: 24.5°C
Operators: Dingmin Zhang
Test Date: 2025-11-25

γ Range: 0 - 180DEG
γ Interval: 0.5DEG
Test System: EVERFINE GO-R5000_V2 SYSTEM V2.00.463
Humidity: 65.0%
Test Distance: 30.000m [K=0.9305]
Remarks:

LUMINOUS DISTRIBUTION INTENSITY DATA

Test:U:110.35V I:0.2129A P:20.299W PF:0.8641 Freq:60.01Hz Lamp Flux:245.544x1 lm		
NAME:	TYPE:	WEIGHT:
SPEC.:	DIM.:	SERIAL No.:
MFR.:	SUR.:	Shielding Angle:

Table--1

UNIT: cd

C (DEG) \ γ (DEG)	0	15	30	45	60	75	90	105	120	135	150	165	180	195	210	225	240	255	270
0	34.2	34.0	34.1	34.0	34.2	34.1	34.1	34.0	34.1	34.5	34.6	34.7	34.2	34.0	34.1	34.0	34.2	34.1	34.1
5	43.2	39.2	40.8	37.7	37.7	35.7	35.7	34.3	32.8	33.2	36.5	34.9	38.4	36.6	39.8	37.3	38.9	39.5	37.1
10	45.4	46.3	46.8	50.6	43.5	43.5	44.8	45.5	42.7	43.1	43.0	46.5	46.0	47.7	47.2	47.1	43.2	46.0	46.8
15	77.3	86.8	85.9	83.2	80.6	88.1	82.0	75.6	87.1	88.6	73.2	76.4	83.5	91.9	77.9	79.7	86.2	82.3	79.1
20	125	136	119	133	127	119	119	121	118	110	122	121	121	127	122	122	125	124	129
25	149	144	147	127	148	134	134	133	144	134	128	146	133	139	130	121	154	116	131
30	127	133	148	122	115	141	123	120	114	143	134	113	111	115	119	107	110	124	111
35	113	122	127	114	91.0	137	130	113	103	127	137	99.3	78.8	102	108	111	81.5	103	105
40	84.8	92.3	94.0	93.2	76.2	90.5	103	88.1	89.2	90.8	108	91.1	65.0	69.2	77.5	81.1	67.7	61.0	76.5
45	63.3	69.1	61.9	71.4	60.6	59.8	70.6	61.8	68.5	58.8	65.9	70.2	46.6	42.1	47.1	50.9	51.1	39.5	49.2
50	47.3	46.7	45.2	41.6	43.7	44.2	48.6	44.5	44.9	47.8	43.4	50.5	33.3	29.4	32.3	32.5	34.7	29.7	30.6
55	29.7	30.2	33.7	28.0	30.9	30.1	31.9	30.7	30.6	35.8	32.3	31.8	21.6	19.2	22.9	21.2	21.2	21.6	21.6
60	21.2	20.8	24.3	21.3	20.3	20.8	22.7	22.7	19.9	24.2	22.7	20.9	12.4	11.9	15.0	14.4	13.5	15.1	15.4
65	15.1	13.9	15.9	15.3	13.1	15.6	15.4	15.8	14.7	16.1	17.2	15.5	7.76	7.03	9.46	10.0	8.04	7.75	9.39
70	10.1	9.87	10.8	10.7	9.61	11.2	11.9	12.8	10.3	11.0	12.7	11.3	4.93	4.36	5.27	6.36	4.62	4.70	5.61
75	7.78	7.87	8.04	8.79	7.28	8.37	8.79	8.55	8.20	7.62	8.87	8.37	2.51	3.52	2.76	3.77	3.01	2.84	3.79
80	6.38	6.44	6.03	6.28	6.03	5.86	6.69	6.37	6.53	5.62	5.87	5.52	1.46	1.68	1.51	1.77	1.76	1.76	1.93
85	4.61	4.25	3.94	3.76	3.85	3.75	3.52	3.86	3.75	4.02	3.60	3.93	0.84	0.75	0.67	0.33	0.66	1.13	1.09
90	3.02	2.75	2.43	2.17	2.26	2.26	1.98	2.09	2.26	2.51	2.27	2.17	0.25	0.23	0.17	0.00	0.04	0.20	0.47
95	1.76	1.59	1.59	1.26	1.50	1.33	1.26	1.00	1.01	1.34	1.25	0.83	0.00	0.00	0.00	0.00	0.00	0.00	0.00
100	1.06	0.84	0.91	0.84	0.91	0.67	0.92	0.42	0.77	0.80	0.77	0.52	0.00	0.00	0.00	0.00	0.00	0.00	0.00
105	0.50	0.50	0.66	0.52	0.67	0.52	0.64	0.26	0.42	0.33	0.39	0.19	0.00	0.00	0.00	0.00	0.00	0.00	0.00
110	0.50	0.36	0.43	0.37	0.41	0.33	0.17	0.00	0.02	0.08	0.08	0.00	0.00	0.00	0.00	0.00	0.00	0.00	0.00
115	0.21	0.41	0.31	0.00	0.17	0.00	0.00	0.00	0.00	0.00	0.00	0.00	0.00	0.00	0.00	0.00	0.00	0.00	0.00
120	0.00	0.17	0.17	0.00	0.08	0.08	0.00	0.00	0.00	0.00	0.00	0.00	0.00	0.00	0.00	0.00	0.00	0.00	0.00
125	0.00	0.12	0.16	0.25	0.00	0.17	0.00	0.00	0.00	0.00	0.00	0.00	0.00	0.00	0.00	0.00	0.00	0.00	0.00
130	0.00	0.25	0.00	0.00	0.00	0.00	0.00	0.00	0.00	0.00	0.00	0.00	0.00	0.00	0.00	0.00	0.00	0.00	0.00
135	0.00	0.14	0.00	0.00	0.00	0.00	0.00	0.00	0.02	0.00	0.00	0.00	0.00	0.00	0.00	0.00	0.00	0.00	0.00
140	0.00	0.08	0.09	0.17	0.00	0.00	0.00	0.00	0.17	0.08	0.00	0.00	0.00	0.00	0.00	0.00	0.00	0.00	0.00
145	0.17	0.25	0.25	0.35	0.00	0.02	0.33	0.22	0.25	0.21	0.23	0.13	0.00	0.00	0.00	0.00	0.00	0.00	0.00
150	0.33	0.31	0.25	0.42	0.42	0.15	0.28	0.37	0.30	0.28	0.38	0.38	0.00	0.00	0.00	0.08	0.08	0.00	0.00
155	0.48	0.56	0.25	0.47	0.59	0.25	0.59	0.49	0.34	0.43	0.54	0.50	0.67	0.70	0.84	0.67	0.92	0.69	0.84
160	0.80	0.62	0.25	0.71	1.42	1.26	1.41	1.28	1.46	1.34	1.14	1.43	1.26	1.51	1.66	1.67	1.45	1.39	0.94
165	0.59	0.42	0.20	0.34	0.75	1.67	1.63	1.53	1.55	1.56	1.55	1.56	1.32	1.26	1.53	1.57	1.13	0.67	0.25
170	0.00	0.00	0.00	0.00	0.00	0.00	0.00	0.00	0.00	0.01	0.00	0.00	0.00	0.00	0.00	0.00	0.00	0.00	0.00
175	0.00	0.00	0.00	0.00	0.00	0.00	0.00	0.00	0.00	0.00	0.00	0.00	0.00	0.00	0.00	0.00	0.00	0.00	0.00
180	0.00	0.00	0.00	0.00	0.00	0.00	0.00	0.00	0.00	0.00	0.00	0.00	0.00	0.00	0.00	0.00	0.00	0.00	0.00

C Range: 0 - 360DEG
 C Interval: 15.0DEG
 Test Speed: HIGH
 Temperature:24.5°C
 Operators:Dingmin Zhang
 Test Date:2025-11-25

γ Range: 0 - 180DEG
 γ Interval: 0.5DEG
 Test System:EVERFINE GO-R5000_V2 SYSTEM V2.00.463
 Humidity:65.0%
 Test Distance:30.000m [K=0.9305]
 Remarks:

LUMINOUS DISTRIBUTION INTENSITY DATA

Test:U:110.35V I:0.2129A P:20.299W PF:0.8641 Freq:60.01Hz Lamp Flux:245.544x1 lm		
NAME:	TYPE:	WEIGHT:
SPEC.:	DIM.:	SERIAL No.:
MFR.:	SUR.:	Shielding Angle:

Table--2

UNIT: cd

C (DEG) \ γ (DEG)	285	300	315	330	345														
0	34.0	34.1	34.5	34.6	34.7														
5	37.5	37.0	41.0	38.4	40.9														
10	49.6	49.3	47.7	47.4	45.9														
15	83.0	74.3	85.5	81.5	76.2														
20	115	114	119	118	134														
25	135	136	136	121	135														
30	114	110	126	123	99.1														
35	85.0	88.7	103	110	92.5														
40	63.0	63.5	64.1	74.7	69.1														
45	51.0	46.2	45.6	49.6	55.2														
50	33.1	30.6	33.4	30.7	35.9														
55	22.4	18.9	22.0	21.6	20.8														
60	14.5	11.5	13.6	14.8	13.2														
65	8.87	7.04	8.79	10.6	8.62														
70	5.44	5.27	5.44	6.70	5.70														
75	3.18	3.90	3.35	3.93	4.01														
80	2.24	2.35	2.02	2.60	2.60														
85	0.95	1.25	1.43	1.17	1.42														
90	0.17	0.25	0.25	0.37	0.39														
95	0.00	0.00	0.00	0.00	0.00														
100	0.00	0.00	0.00	0.00	0.00														
105	0.00	0.00	0.00	0.00	0.00														
110	0.00	0.00	0.00	0.00	0.00														
115	0.00	0.00	0.00	0.00	0.00														
120	0.00	0.00	0.00	0.00	0.00														
125	0.00	0.00	0.00	0.00	0.00														
130	0.00	0.00	0.00	0.00	0.00														
135	0.00	0.00	0.00	0.00	0.00														
140	0.00	0.00	0.00	0.00	0.00														
145	0.00	0.00	0.00	0.00	0.00														
150	0.00	0.00	0.00	0.15	0.25														
155	0.84	1.00	0.84	0.97	0.84														
160	1.34	1.42	1.41	1.57	1.39														
165	0.33	0.33	0.75	1.25	0.59														
170	0.00	0.00	0.00	0.00	0.00														
175	0.00	0.00	0.00	0.00	0.00														
180	0.00	0.00	0.00	0.00	0.00														

C Range: 0 - 360DEG
 C Interval: 15.0DEG
 Test Speed: HIGH
 Temperature:24.5°C
 Operators:Dingmin Zhang
 Test Date:2025-11-25

γ Range: 0 - 180DEG
 γ Interval: 0.5DEG
 Test System:EVERFINE GO-R5000_V2 SYSTEM V2.00.463
 Humidity:65.0%
 Test Distance:30.000m [K=0.9305]
 Remarks: