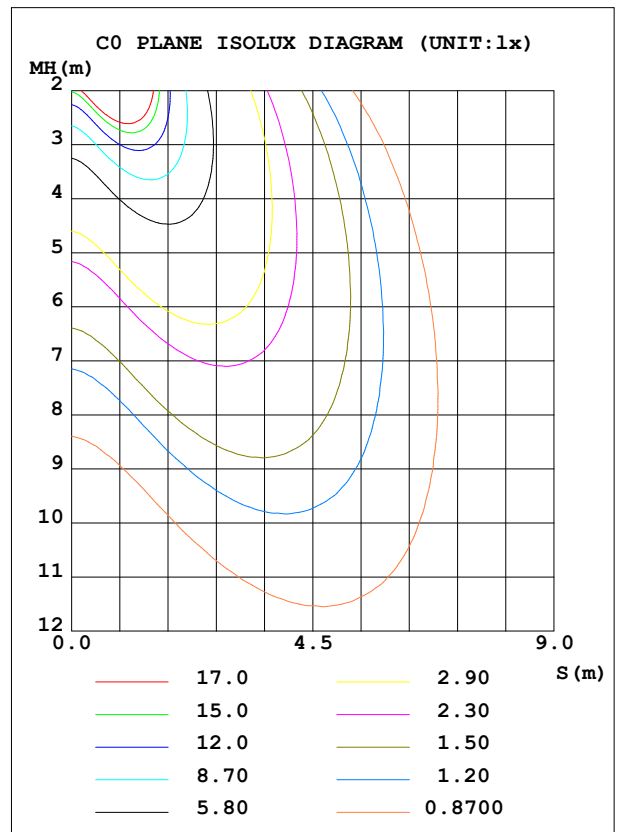
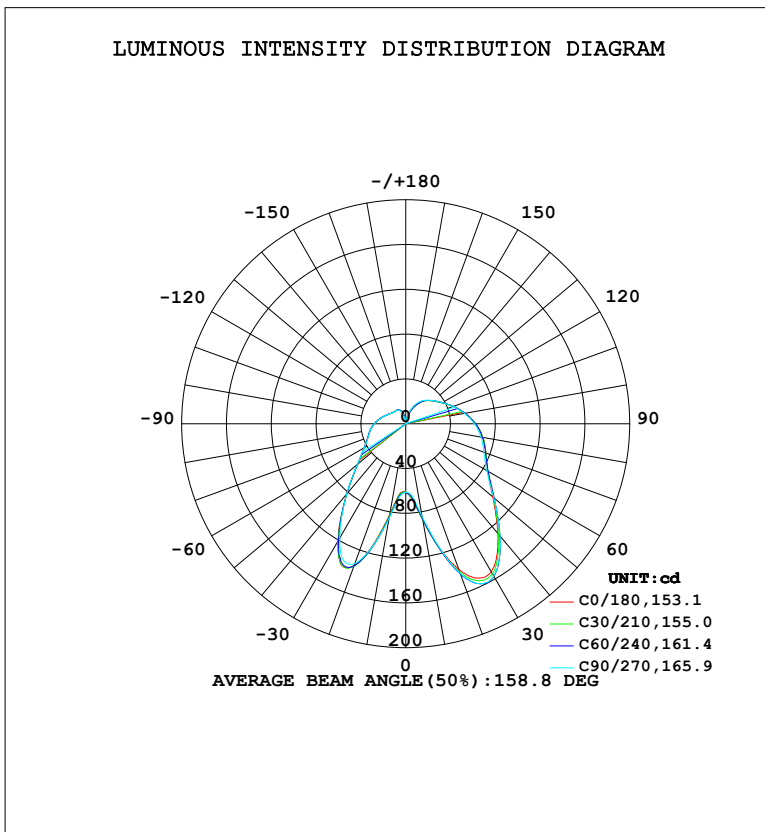


LUMINAIRE PHOTOMETRIC TEST REPORT

Test:U:110.36V I:0.2205A P:21.716W PF:0.8924 Freq:60.01Hz Lamp Flux:657.857x1 lm		
NAME:	TYPE:	WEIGHT:
SPEC.:	DIM.:	SERIAL No.:
MFR.:	SUR.:	Shielding Angle:

DATA OF LAMP		PHOTOMETRIC DATA			
MODEL	HF7950-AB-WHT	Imax (cd)	159.4	S/MH (C0/180)	1.67
NOMINAL POWER (W)		LOR (%)	100.0	S/MH (C90/270)	1.67
RATED VOLTAGE (V)	110	TOTAL FLUX (lm)	657.86	η UP, DN (C0-180)	18.0, 45.6
NOMINAL FLUX (lm)	657.857	CIE CLASS	SEMI-D.	η UP, DN (C180-360)	8.7, 27.7
LAMPS INSIDE	1	η up (%)	26.7	CIBSE SHR NOM	0.75
TEST VOLTAGE (V)	110.354	η down (%)	73.3	CIBSE SHR MAX	0.95



C Range: 0 - 360DEG
 C Interval: 15.0DEG
 Test Speed: HIGH
 Temperature: 24.5°C
 Operators: Dingmin Zhang
 Test Date: 2025-11-25

γ Range: 0 - 180DEG
 γ Interval: 0.5DEG
 Test System: EVERFINE GO-R5000_V2 SYSTEM V2.00.463
 Humidity: 65.0%
 Test Distance: 30.000m [K=0.9305]
 Remarks:

ZONAL FLUX DIAGRAM

ZONAL FLUX DIAGRAM:

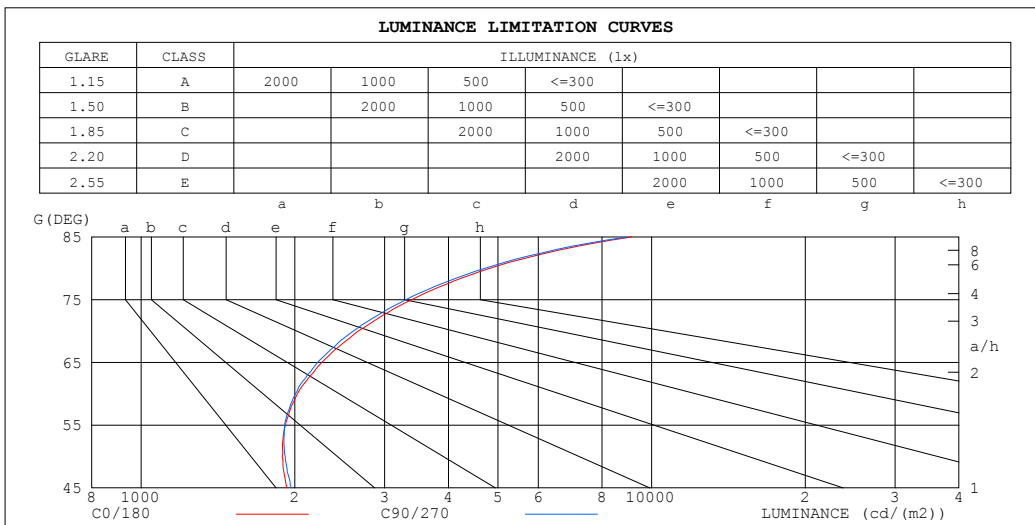
γ	C0	C45	C90	C135	C180	C225	C270	C315	γ	Φ zone	Φ total	%lum, lamp
10	87.12	86.40	83.77	81.92	81.61	83.41	85.30	86.53	0- 10	6.875	6.875	1.05,1.05
20	138.3	141.8	142.1	141.2	134.8	135.3	132.6	129.0	10- 20	32.62	39.49	6,6
30	152.5	155.8	157.1	156.1	121.1	120.3	117.9	115.8	20- 30	65.82	105.3	16,16
40	128.0	129.8	130.9	130.8	82.20	81.69	82.06	81.94	30- 40	76.25	181.6	27.6,27.6
50	101.3	102.9	102.6	103.0	55.84	55.95	56.38	57.10	40- 50	70.95	252.5	38.4,38.4
60	84.34	84.98	83.60	83.79	42.73	42.66	42.69	42.72	50- 60	63.22	315.7	48,48
70	75.88	75.94	74.24	73.95	35.87	36.05	36.00	35.95	60- 70	58.55	374.3	56.9,56.9
80	69.76	69.58	68.23	67.43	31.95	32.03	32.07	31.69	70- 80	55.95	430.2	65.4,65.4
90	62.39	62.47	61.30	60.64	28.00	28.10	27.97	27.84	80- 90	51.96	482.2	73.3,73.3
100	53.94	53.76	53.28	53.02	23.81	24.08	23.72	23.66	90-100	45.59	527.8	80.2,80.2
110	45.18	45.17	45.35	45.00	20.13	20.32	20.14	20.23	100-110	37.73	565.5	86,86
120	37.64	37.63	37.59	37.64	17.40	17.40	17.42	17.41	110-120	29.85	595.4	90.5,90.5
130	31.80	31.79	31.99	31.88	15.72	15.47	15.45	15.25	120-130	22.96	618.3	94,94
140	27.10	26.58	27.48	27.68	14.80	14.74	14.78	14.55	130-140	17.31	635.6	96.6,96.6
150	21.10	19.05	21.71	22.41	14.13	14.05	14.16	13.55	140-150	12.27	647.9	98.5,98.5
160	13.40	10.85	13.51	15.13	12.29	12.54	11.53	9.117	150-160	7.095	655.0	99.6,99.6
170	4.198	3.850	5.015	6.794	7.185	7.033	4.753	1.668	160-170	2.589	657.6	100,100
180	0	0	0	0	0	0	0	0	170-180	0.2689	657.9	100,100
DEG	LUMINOUS INTENSITY:cd									UNIT:lm		

C Range: 0 - 360DEG
 C Interval: 15.0DEG
 Test Speed: HIGH
 Temperature:24.5°C
 Operators:Dingmin Zhang
 Test Date:2025-11-25

γ Range: 0 - 180DEG
 γ Interval: 0.5DEG
 Test System:EVERFINE GO-R5000_V2 SYSTEM V2.00.463
 Humidity:65.0%
 Test Distance:30.000m [K=0.9305]
 Remarks:

LUMINANCE LIMITATION CURVES

Test:U:110.36V I:0.2205A P:21.716W PF:0.8924 Freq:60.01Hz Lamp Flux:657.857x1 lm		
NAME:	TYPE:	WEIGHT:
SPEC.:	DIM.:	SERIAL No.:
MFR.:	SUR.:	Shielding Angle:



LUMINANCE cd/(m2)		
G (DEG)	C0/180	C90/270
85	9143	8945
80	4820	4714
75	3388	3299
70	2662	2604
65	2261	2214
60	2024	2006
55	1918	1912
50	1890	1916
45	1927	1969

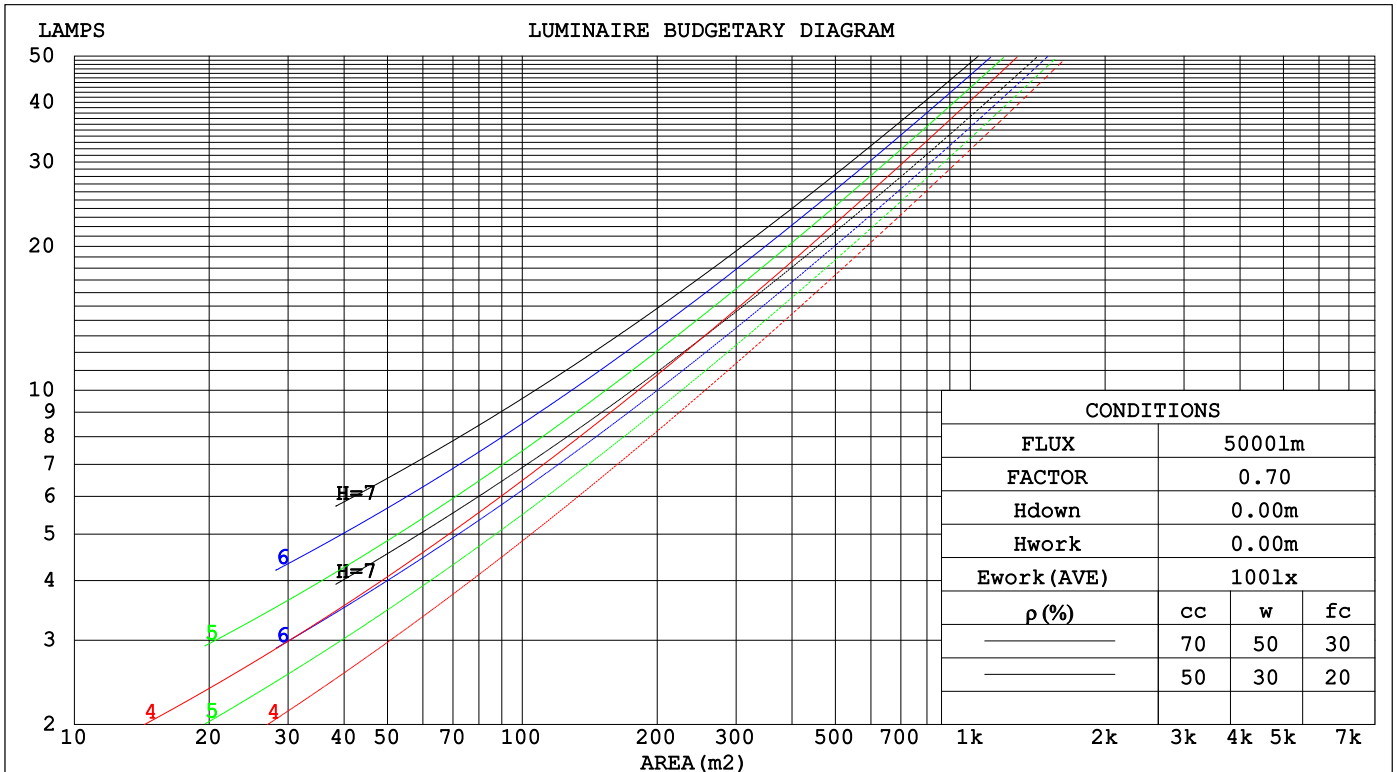
C Range: 0 - 360DEG
 C Interval: 15.0DEG
 Test Speed: HIGH
 Temperature: 24.5°C
 Operators: Dingmin Zhang
 Test Date: 2025-11-25

γ Range: 0 - 180DEG
 γ Interval: 0.5DEG
 Test System: EVERFINE GO-R5000_V2 SYSTEM V2.00.463
 Humidity: 65.0%
 Test Distance: 30.000m [K=0.9305]
 Remarks:

CU AND LUMINAIRE BUDGETARY ESTIMATE DIAGRAM

Test:U:110.36V I:0.2205A P:21.716W PF:0.8924 Freq:60.01Hz		
Lamp Flux:657.857x1 lm		
NAME:	TYPE:	WEIGHT:
SPEC.:	DIM.:	SERIAL No.:
MFR.:	SUR.:	Shielding Angle:

pcc	80%			70%			50%			30%			10%			0
pw	50%	30%	10%	50%	30%	10%	50%	30%	10%	50%	30%	10%	50%	30%	10%	0
pfc	20%			20%			20%			20%			20%			0
RCR	RCR:Room Cavity Ratio						Coefficients of Utilization(CU)									
0.0	1.13	1.13	1.13	1.07	1.07	1.07	.96	.96	.96	.86	.86	.86	.78	.78	.78	.73
1.0	.94	.88	.84	.89	.84	.80	.80	.76	.72	.71	.68	.65	.63	.61	.59	.55
2.0	.80	.73	.66	.76	.69	.63	.68	.63	.58	.61	.57	.53	.54	.51	.48	.44
3.0	.70	.61	.54	.66	.58	.52	.60	.53	.48	.53	.48	.44	.47	.43	.40	.36
4.0	.62	.52	.45	.59	.50	.44	.53	.46	.40	.47	.41	.37	.42	.37	.34	.30
5.0	.55	.45	.39	.52	.44	.37	.47	.40	.34	.42	.36	.32	.38	.33	.29	.26
6.0	.49	.40	.33	.47	.38	.32	.42	.35	.30	.38	.32	.27	.34	.29	.25	.23
7.0	.44	.35	.29	.42	.34	.28	.38	.31	.26	.34	.29	.24	.31	.26	.22	.20
8.0	.40	.32	.26	.38	.30	.25	.35	.28	.23	.31	.26	.21	.28	.23	.20	.17
9.0	.37	.28	.23	.35	.27	.22	.32	.25	.21	.29	.23	.19	.26	.21	.18	.16
10.0	.34	.26	.20	.32	.25	.20	.29	.23	.18	.27	.21	.17	.24	.19	.16	.14



C Range: 0 - 360DEG
 C Interval: 15.0DEG
 Test Speed: HIGH
 Temperature:24.5°C
 Operators:Dingmin Zhang
 Test Date:2025-11-25

γ Range: 0 - 180DEG
 γ Interval: 0.5DEG
 Test System:EVERFINE GO-R5000_V2 SYSTEM V2.00.463
 Humidity:65.0%
 Test Distance:30.000m [K=0.9305]
 Remarks:

WEC AND CCEC

Test:U:110.36V I:0.2205A P:21.716W PF:0.8924 Freq:60.01Hz									
Lamp Flux:657.857x1 lm									
NAME:			TYPE:			WEIGHT:			
SPEC.:			DIM.:			SERIAL No.:			
MFR.:			SUR.:			Shielding Angle:			

ρ _{cc}	80%			70%			50%			30%			10%			0
ρ _w	50%	30%	10%	50%	30%	10%	50%	30%	10%	50%	30%	10%	50%	30%	10%	0
ρ _{fc}	20%			20%			20%			20%			20%			0
RCR	RCR:Room Cavity Ratio						Wall Exitance Coefficients(WEC)									
0.0																
1.0	.380	.216	.069	.365	.208	.066	.336	.193	.062	.310	.179	.057	.286	.166	.053	
2.0	.326	.178	.055	.312	.172	.053	.286	.159	.049	.262	.147	.046	.239	.135	.043	
3.0	.288	.153	.046	.276	.148	.044	.252	.137	.042	.230	.126	.039	.210	.116	.036	
4.0	.259	.135	.040	.248	.130	.038	.226	.120	.036	.206	.111	.033	.188	.102	.031	
5.0	.236	.120	.035	.226	.116	.034	.206	.107	.032	.188	.099	.029	.171	.091	.027	
6.0	.216	.109	.031	.207	.105	.030	.189	.097	.028	.172	.089	.026	.156	.082	.024	
7.0	.200	.099	.028	.191	.095	.027	.175	.088	.025	.159	.082	.024	.145	.075	.022	
8.0	.186	.091	.026	.178	.087	.025	.162	.081	.023	.148	.075	.022	.135	.069	.020	
9.0	.173	.084	.023	.166	.081	.023	.152	.075	.021	.138	.069	.020	.126	.064	.018	
10.0	.162	.078	.022	.156	.075	.021	.142	.070	.020	.130	.065	.018	.118	.059	.017	

ρ _{cc}	80%			70%			50%			30%			10%			0
ρ _w	50%	30%	10%	50%	30%	10%	50%	30%	10%	50%	30%	10%	50%	30%	10%	0
ρ _{fc}	20%			20%			20%			20%			20%			0
RCR	RCR:Room Cavity Ratio						Ceiling Cavity Exitance Coefficients(CCEC)									
0.0	.394	.394	.394	.337	.337	.337	.230	.230	.230	.132	.132	.132	.042	.042	.042	
1.0	.390	.361	.334	.334	.310	.287	.228	.213	.199	.131	.123	.116	.042	.040	.037	
2.0	.383	.338	.300	.328	.291	.260	.225	.201	.181	.130	.117	.106	.042	.038	.035	
3.0	.376	.322	.279	.322	.278	.242	.221	.193	.170	.128	.113	.100	.041	.037	.033	
4.0	.368	.310	.265	.316	.268	.230	.217	.187	.162	.126	.109	.096	.040	.036	.032	
5.0	.360	.300	.256	.309	.260	.222	.213	.181	.157	.123	.106	.093	.040	.035	.031	
6.0	.353	.292	.249	.303	.253	.216	.209	.177	.153	.121	.104	.091	.039	.034	.030	
7.0	.346	.286	.243	.298	.248	.212	.206	.174	.150	.120	.102	.089	.039	.034	.030	
8.0	.340	.280	.239	.292	.243	.209	.202	.171	.148	.118	.101	.088	.038	.033	.029	
9.0	.334	.276	.236	.287	.239	.206	.199	.168	.146	.116	.099	.087	.038	.033	.029	
10.0	.328	.272	.234	.283	.236	.204	.196	.166	.145	.114	.098	.087	.037	.032	.029	

C Range: 0 - 360DEG
 C Interval: 15.0DEG
 Test Speed: HIGH
 Temperature:24.5°C
 Operators:Dingmin Zhang
 Test Date:2025-11-25

γ Range: 0 - 180DEG
 γ Interval: 0.5DEG
 Test System:EVERFINE GO-R5000_V2 SYSTEM V2.00.463
 Humidity:65.0%
 Test Distance:30.000m [K=0.9305]
 Remarks:

UGR(Unified Glare Rating) Table

Test:U:110.36V I:0.2205A P:21.716W PF:0.8924 Freq:60.01Hz										
Lamp Flux:657.857x1 lm										
NAME:			TYPE:			WEIGHT:				
SPEC.:			DIM.:			SERIAL No.:				
MFR.:			SUR.:			Shielding Angle:				
ceiling/cavity	0.7	0.7	0.5	0.5	0.3	0.7	0.7	0.5	0.5	0.3
walls	0.5	0.3	0.5	0.3	0.3	0.5	0.3	0.5	0.3	0.3
working plane	0.2	0.2	0.2	0.2	0.2	0.2	0.2	0.2	0.2	0.2
Room dimensions	Viewed crosswise					Viewed endwise				
x = 2H y = 2H	14.1	15.4	14.7	16.0	16.7	14.1	15.4	14.7	16.0	16.7
3H	16.6	17.8	17.3	18.4	19.2	16.6	17.7	17.2	18.4	19.1
4H	18.1	19.2	18.8	19.9	20.7	18.0	19.1	18.7	19.8	20.6
6H	19.9	20.9	20.5	21.6	22.4	19.7	20.8	20.4	21.4	22.3
8H	20.8	21.8	21.5	22.5	23.3	20.7	21.7	21.4	22.4	23.2
12H	22.0	22.9	22.7	23.6	24.4	21.8	22.8	22.5	23.5	24.3
4H 2H	14.9	16.0	15.5	16.6	17.4	14.9	16.0	15.5	16.6	17.4
3H	17.7	18.6	18.4	19.3	20.2	17.6	18.5	18.3	19.3	20.1
4H	19.3	20.2	20.1	20.9	21.8	19.2	20.1	20.0	20.8	21.7
6H	21.2	22.0	22.0	22.8	23.7	21.1	21.9	21.9	22.7	23.6
8H	22.3	23.0	23.1	23.8	24.7	22.2	22.9	23.0	23.7	24.6
12H	23.6	24.2	24.3	25.0	25.9	23.4	24.1	24.2	24.9	25.8
8H 4H	20.0	20.7	20.7	21.5	22.4	19.9	20.6	20.7	21.4	22.3
6H	22.2	22.8	23.0	23.6	24.5	22.1	22.7	22.9	23.5	24.4
8H	23.4	24.0	24.2	24.8	25.8	23.3	23.9	24.1	24.7	25.7
12H	24.9	25.4	25.7	26.2	27.2	24.8	25.3	25.6	26.1	27.1
12H 4H	20.1	20.8	20.9	21.6	22.5	20.1	20.8	20.9	21.5	22.5
6H	22.5	23.0	23.3	23.8	24.8	22.4	22.9	23.2	23.7	24.7
8H	23.8	24.3	24.7	25.1	26.1	23.7	24.2	24.6	25.1	26.1
Variations with the observer position at spacings(CIE Pub.117):										
S = 1.0H	+ 0.1 / - 0.1					+ 0.1 / - 0.1				
1.5H	+ 0.2 / - 0.3					+ 0.2 / - 0.3				
2.0H	+ 0.3 / - 0.3					+ 0.3 / - 0.3				

CIE Pub.117, 657.9 lm Total Lamp Luminous Flux Corrected (8log(F/F0) = -1.5)
 Area: 0.08335 m2

C Range: 0 - 360DEG	γ Range: 0 - 180DEG
C Interval: 15.0DEG	γ Interval: 0.5DEG
Test Speed: HIGH	Test System:EVERFINE GO-R5000_V2 SYSTEM V2.00.463
Temperature:24.5°C	Humidity:65.0%
Operators:Dingmin Zhang	Test Distance:30.000m [K=0.9305]
Test Date:2025-11-25	Remarks:

UTILIZATION FACTORS TABLE

Test:U:110.36V I:0.2205A P:21.716W PF:0.8924 Freq:60.01Hz Lamp Flux:657.857x1 lm		
NAME:	TYPE:	WEIGHT:
SPEC.:	DIM.:	SERIAL No.:
MFR.:	SUR.:	Shielding Angle:

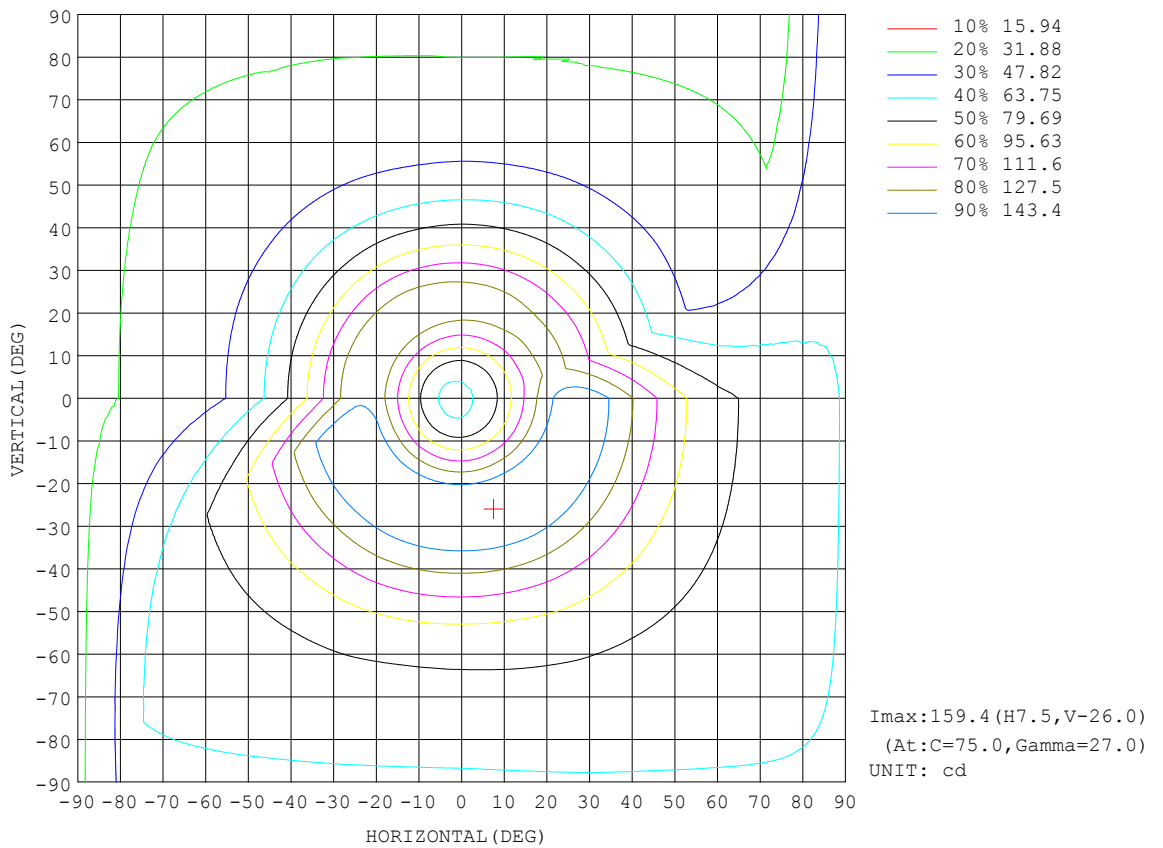
REFLECTANCE										
Ceiling	0.8	0.8	0.8	0.7	0.7	0.7	0.5	0.5	0.5	0
Walls	0.7	0.5	0.3	0.7	0.5	0.3	0.7	0.5	0.3	0
Working plane	0.2	0.2	0.2	0.2	0.2	0.2	0.2	0.2	0.2	0
ROOM INDEX	UTILIZATION FACTORS (PERCENT) k(RI) x RCR = 5									
k = 0.60	47	35	28	46	34	28	43	33	27	20
0.80	56	43	35	54	42	35	51	40	34	26
1.00	63	50	42	61	49	41	57	49	40	31
1.25	70	57	49	67	56	48	62	52	46	35
1.50	75	63	54	72	61	53	66	57	50	39
2.00	82	71	62	78	68	61	71	63	57	44
2.50	86	76	68	82	73	66	75	67	61	47
3.00	90	80	73	86	77	70	78	71	65	50
4.00	95	86	80	90	83	77	81	76	71	54
5.00	98	90	84	93	86	81	84	79	74	57
ROOM INDEX	UF(total)									Direct
According to DIN EN 13032-2 2004			Suspended				SHRNOM = 1.25			

C Range: 0 - 360DEG
 C Interval: 15.0DEG
 Test Speed: HIGH
 Temperature:24.5°C
 Operators:Dingmin Zhang
 Test Date:2025-11-25

γ Range: 0 - 180DEG
 γ Interval: 0.5DEG
 Test System:EVERFINE GO-R5000_V2 SYSTEM V2.00.463
 Humidity:65.0%
 Test Distance:30.000m [K=0.9305]
 Remarks:

ISOCANDELA DIAGRAM

Test:U:110.36V I:0.2205A P:21.716W PF:0.8924 Freq:60.01Hz		
Lamp Flux:657.857x1 lm		
NAME:	TYPE:	WEIGHT:
SPEC.:	DIM.:	SERIAL No.:
MFR.:	SUR.:	Shielding Angle:

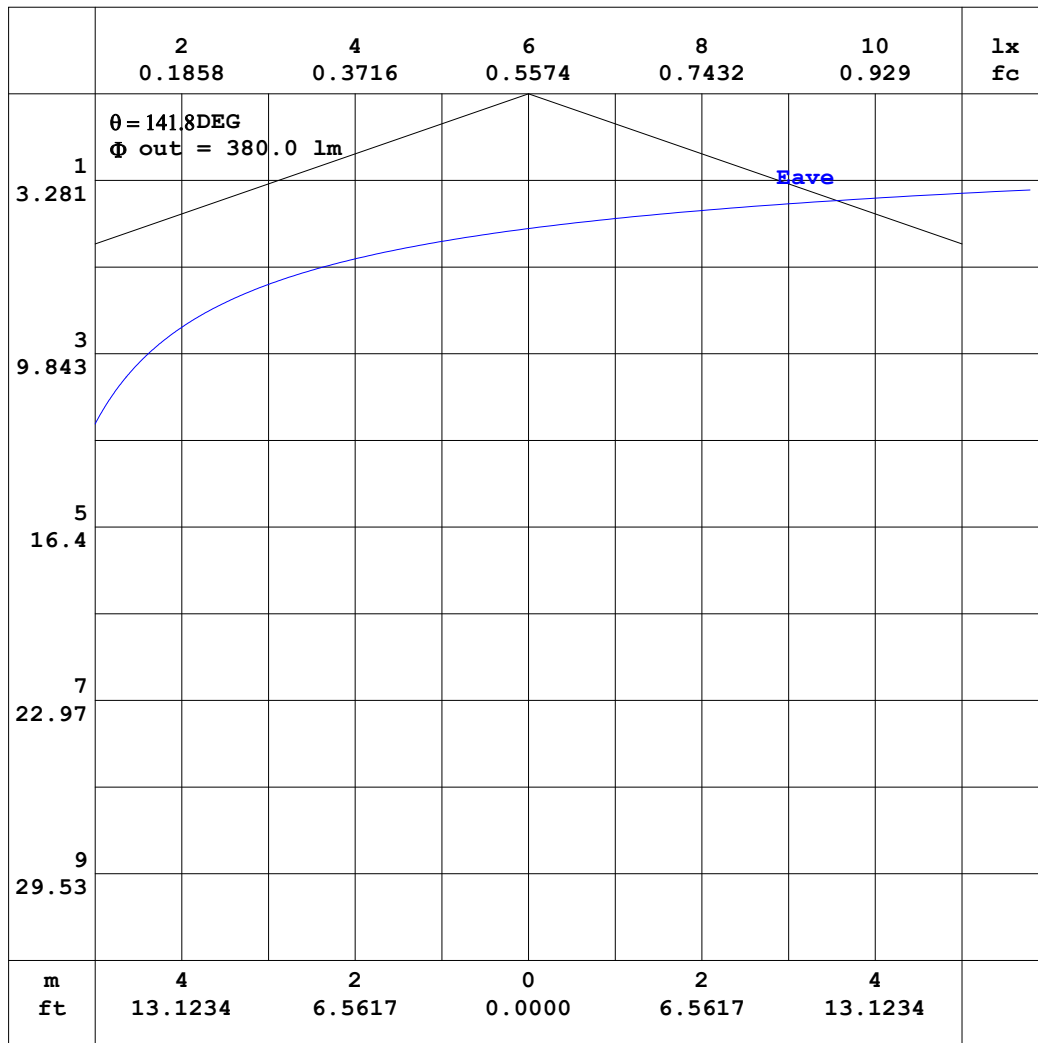


C Range: 0 - 360DEG
 C Interval: 15.0DEG
 Test Speed: HIGH
 Temperature:24.5°C
 Operators:Dingmin Zhang
 Test Date:2025-11-25

γ Range: 0 - 180DEG
 γ Interval: 0.5DEG
 Test System:EVERFINE GO-R5000_V2 SYSTEM V2.00.463
 Humidity:65.0%
 Test Distance:30.000m [K=0.9305]
 Remarks:

AAI CURVES

Test:U:110.36V I:0.2205A P:21.716W PF:0.8924 Freq:60.01Hz		
Lamp Flux:657.857x1 lm		
NAME:	TYPE:	WEIGHT:
SPEC.:	DIM.:	SERIAL No.:
MFR.:	SUR.:	Shielding Angle:



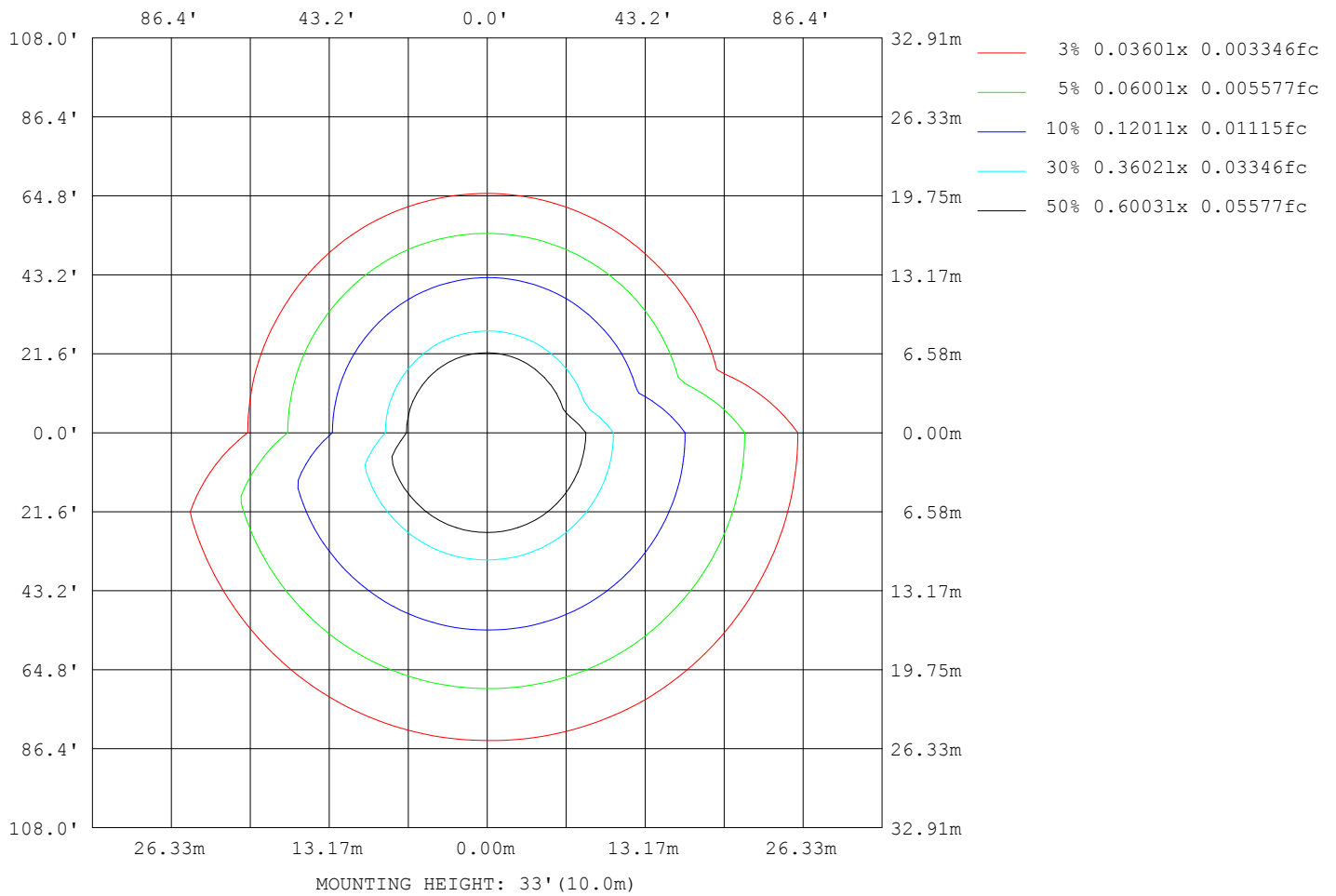
Note: The Curves indicate the illuminated area and the average illumination when the luminaire is at different distance.

C Range: 0 - 360DEG
 C Interval: 15.0DEG
 Test Speed: HIGH
 Temperature: 24.5°C
 Operators: Dingmin Zhang
 Test Date: 2025-11-25

γ Range: 0 - 180DEG
 γ Interval: 0.5DEG
 Test System: EVERFINE GO-R5000_V2 SYSTEM V2.00.463
 Humidity: 65.0%
 Test Distance: 30.000m [K=0.9305]
 Remarks:

ISOLUX DIAGRAM

Test:U:110.36V I:0.2205A P:21.716W PF:0.8924 Freq:60.01Hz Lamp Flux:657.857x1 lm		
NAME:	TYPE:	WEIGHT:
SPEC.:	DIM.:	SERIAL No.:
MFR.:	SUR.:	Shielding Angle:



C Range: 0 - 360DEG
 C Interval: 15.0DEG
 Test Speed: HIGH
 Temperature:24.5°C
 Operators:Dingmin Zhang
 Test Date:2025-11-25

γ Range: 0 - 180DEG
 γ Interval: 0.5DEG
 Test System:EVERFINE GO-R5000_V2 SYSTEM V2.00.463
 Humidity:65.0%
 Test Distance:30.000m [K=0.9305]
 Remarks:

LED Avg.L Report

Test:U:110.36V I:0.2205A P:21.716W PF:0.8924 Freq:60.01Hz Lamp Flux:657.857x1 lm		
NAME:	TYPE:	WEIGHT:
SPEC.:	DIM.:	SERIAL No.:
MFR.:	SUR.:	Shielding Angle:

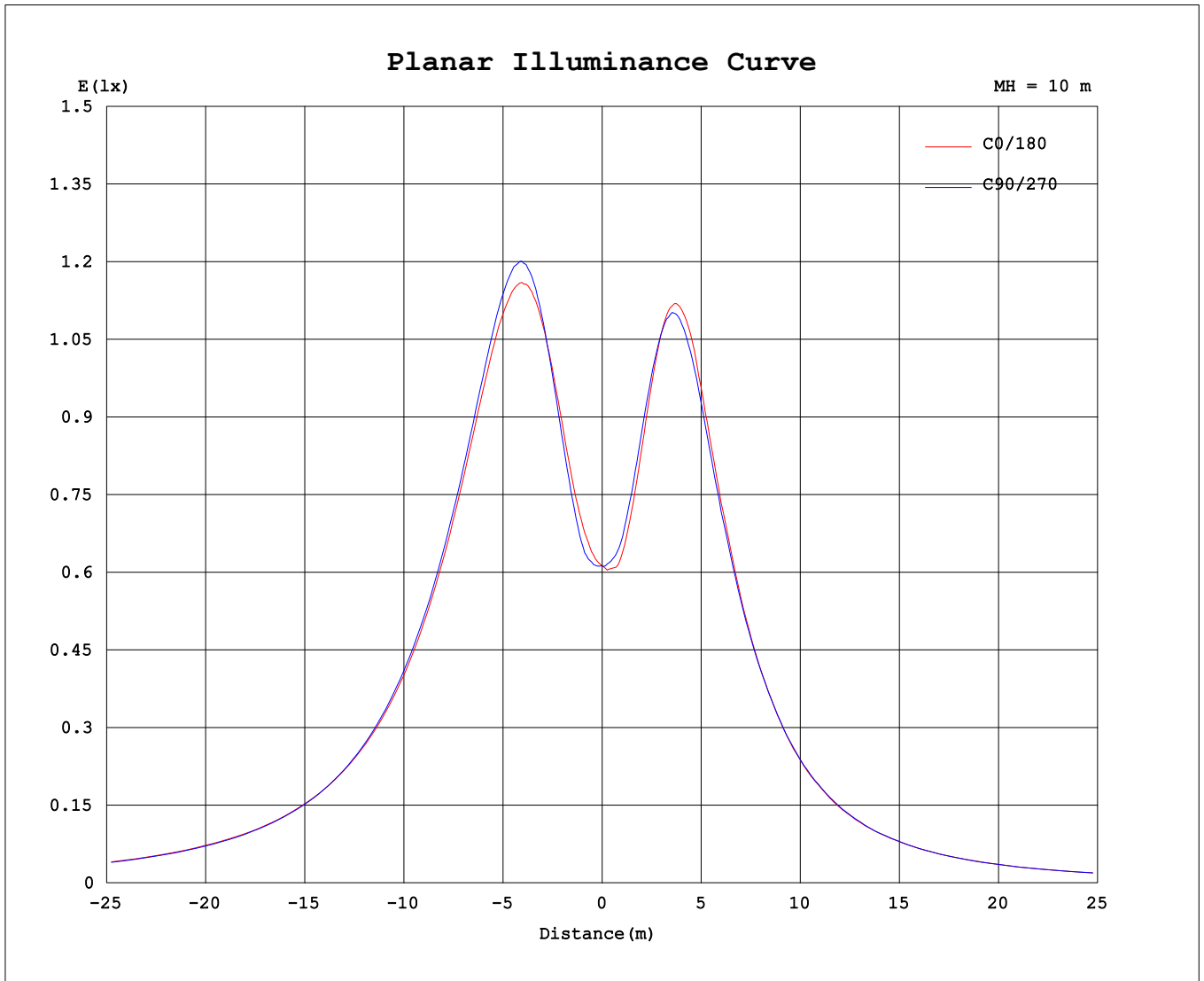
AvgL	cd/m2
L_0~180 (65) av	1681
L_0~180 (75) av	2479
L_0~180 (85) av	6615
L_90~270 (65) av	1657
L_90~270 (75) av	2435
L_90~270 (85) av	6531
L_45 (65) av	1669
L_45 (75) av	2445
L_45 (85) av	6546

Standard: GB/T 29293-2012

C Range: 0 - 360DEG
C Interval: 15.0DEG
Test Speed: HIGH
Temperature:24.5°C
Operators:Dingmin Zhang
Test Date:2025-11-25

γ Range: 0 - 180DEG
γ Interval: 0.5DEG
Test System:EVERFINE GO-R5000_V2 SYSTEM V2.00.463
Humidity:65.0%
Test Distance:30.000m [K=0.9305]
Remarks:

Planar Illuminance Curve



C Range: 0 - 360DEG
C Interval: 15.0DEG
Test Speed: HIGH
Temperature: 24.5°C
Operators: Dingmin Zhang
Test Date: 2025-11-25

γ Range: 0 - 180DEG
γ Interval: 0.5DEG
Test System: EVERFINE GO-R5000_V2 SYSTEM V2.00.463
Humidity: 65.0%
Test Distance: 30.000m [K=0.9305]
Remarks:

LUMINOUS DISTRIBUTION INTENSITY DATA

Test:U:110.36V I:0.2205A P:21.716W PF:0.8924 Freq:60.01Hz Lamp Flux:657.857x1 lm		
NAME:	TYPE:	WEIGHT:
SPEC.:	DIM.:	SERIAL No.:
MFR.:	SUR.:	Shielding Angle:

Table--1

UNIT: cd

C (DEG) \ γ (DEG)	0	15	30	45	60	75	90	105	120	135	150	165	180	195	210	225	240	255	270
0	61.3	61.5	61.4	61.4	61.6	61.2	61.3	61.4	61.2	61.1	61.2	61.2	61.3	61.5	61.4	61.4	61.6	61.2	61.3
5	68.4	68.3	67.5	67.1	66.4	65.5	64.5	64.1	63.6	63.3	63.3	63.0	62.8	63.1	63.5	63.9	64.6	65.2	65.7
10	87.1	87.3	86.8	86.4	86.0	84.9	83.8	83.1	82.7	81.9	82.0	82.0	81.6	82.2	82.7	83.4	84.4	85.1	85.3
15	114	114	114	115	115	114	113	113	113	112	112	112	111	112	112	113	113	113	113
20	138	140	141	142	143	143	142	142	142	141	142	141	135	135	135	135	135	134	133
25	152	154	155	156	158	158	158	158	158	157	158	157	138	138	137	137	136	135	133
30	152	154	154	156	157	157	157	157	157	156	157	156	121	121	121	120	120	119	118
35	142	143	143	145	146	146	146	146	146	145	146	145	100	101	100	100	100	99.5	99.2
40	128	128	129	130	131	131	131	131	132	131	131	131	82.2	82.4	82.0	81.7	82.1	82.0	82.1
45	114	114	114	115	116	116	116	116	117	116	116	116	67.2	67.1	67.2	67.2	67.4	67.6	67.5
50	101	102	102	103	103	103	103	103	103	103	103	103	55.8	56.1	55.9	56.0	56.2	56.3	56.4
55	91.7	92.1	92.4	92.4	92.7	92.1	91.4	91.7	92.2	91.6	92.0	91.3	48.2	48.5	48.1	48.1	48.4	48.5	48.5
60	84.3	84.7	85.0	85.0	85.0	84.3	83.6	83.7	83.7	83.8	84.1	83.6	42.7	42.7	43.0	42.7	42.9	42.7	42.7
65	79.6	80.1	79.7	79.4	79.5	78.7	78.0	78.2	78.1	78.1	78.2	78.3	38.8	38.9	38.7	38.9	38.9	38.7	38.7
70	75.9	76.4	75.9	75.9	75.8	74.9	74.2	74.2	74.2	73.9	74.0	74.1	35.9	36.2	36.1	36.0	36.4	36.1	36.0
75	73.1	73.2	73.1	72.8	72.5	71.7	71.2	70.7	71.0	70.6	70.8	70.8	33.9	34.1	34.1	33.9	34.3	33.8	33.9
80	69.8	70.2	69.8	69.6	69.5	68.7	68.2	67.7	67.7	67.4	67.8	67.8	31.9	32.1	32.1	32.0	32.0	32.0	32.1
85	66.4	66.5	66.2	66.2	66.1	65.6	65.0	64.7	64.7	64.2	64.5	64.6	29.7	30.1	30.0	30.1	30.2	30.0	29.9
90	62.4	62.8	62.4	62.5	62.2	61.9	61.3	61.1	60.8	60.6	60.9	61.0	28.0	28.1	28.3	28.1	28.3	28.0	28.0
95	58.2	58.5	58.2	58.0	58.0	57.8	57.5	57.2	57.3	56.8	57.1	57.1	25.8	26.2	26.0	26.1	26.2	26.1	26.0
100	53.9	53.9	53.9	53.8	53.9	53.7	53.3	53.1	53.1	53.0	53.0	53.1	23.8	24.0	24.0	24.1	24.1	23.9	23.7
105	49.5	49.5	49.3	49.3	49.7	49.4	49.1	49.0	49.1	48.8	48.9	49.2	21.8	21.8	22.2	22.0	22.1	22.0	22.1
110	45.2	45.3	45.1	45.2	45.4	45.3	45.4	45.2	45.1	45.0	45.0	45.2	20.1	20.2	20.2	20.3	20.5	20.3	20.1
115	41.1	41.1	41.3	41.1	41.4	41.4	41.3	41.4	41.3	41.1	41.2	41.3	18.6	18.8	18.7	18.8	18.9	18.7	18.6
120	37.6	37.7	37.5	37.6	37.9	38.0	37.6	37.8	37.7	37.6	37.6	37.8	17.4	17.3	17.3	17.4	17.6	17.4	17.4
125	34.5	34.5	34.4	34.6	34.9	34.9	34.7	34.7	34.8	34.6	34.6	34.6	16.4	16.3	16.2	16.4	16.4	16.5	16.2
130	31.8	31.9	31.9	31.8	32.2	32.1	32.0	32.0	32.0	31.9	32.1	32.0	15.7	15.6	15.5	15.5	15.5	15.4	15.5
135	29.3	29.6	29.3	29.5	29.7	29.7	29.6	29.8	29.6	29.7	29.7	29.7	15.1	15.1	15.1	14.9	14.8	14.9	15.0
140	27.1	26.9	26.7	26.6	27.0	27.3	27.5	27.4	27.6	27.7	27.6	27.6	14.8	14.7	14.7	14.7	14.7	14.8	14.8
145	24.4	24.2	23.7	23.0	23.7	24.5	24.9	25.2	25.1	25.2	25.3	25.1	14.5	14.5	14.6	14.6	14.6	14.5	14.5
150	21.1	21.1	19.8	19.1	19.7	21.2	21.7	22.2	22.4	22.4	22.4	22.5	14.1	14.1	14.2	14.1	14.1	14.4	14.2
155	17.6	17.3	16.0	15.0	15.7	17.0	17.9	18.4	18.9	18.7	19.0	18.9	13.4	13.3	13.4	13.5	13.4	13.4	13.1
160	13.4	13.3	12.0	10.8	11.0	12.1	13.5	14.2	14.8	15.1	15.1	15.3	12.3	12.3	12.3	12.5	12.5	12.1	11.5
165	8.87	8.72	8.00	7.02	6.87	7.63	9.02	9.88	10.6	11.0	11.4	11.6	10.4	10.6	10.6	10.6	10.5	9.61	8.44
170	4.20	4.18	3.93	3.85	3.70	4.04	5.01	5.61	6.14	6.79	7.22	7.70	7.19	7.22	7.47	7.03	6.79	5.77	4.75
175	0.67	0.84	0.83	0.83	0.92	1.09	1.58	2.26	2.53	2.84	3.28	3.43	3.34	3.51	3.45	2.92	2.45	1.76	1.36
180	0.00	0.00	0.00	0.00	0.00	0.00	0.00	0.00	0.00	0.00	0.00	0.00	0.00	0.00	0.00	0.00	0.00	0.00	0.00

C Range: 0 - 360DEG

C Interval: 15.0DEG

Test Speed: HIGH

Temperature:24.5°C

Operators:Dingmin Zhang

Test Date:2025-11-25

γ Range: 0 - 180DEG

γ Interval: 0.5DEG

Test System:EVERFINE GO-R5000_V2 SYSTEM V2.00.463

Humidity:65.0%

Test Distance:30.000m [K=0.9305]

Remarks:

LUMINOUS DISTRIBUTION INTENSITY DATA

Test:U:110.36V I:0.2205A P:21.716W PF:0.8924 Freq:60.01Hz		
Lamp Flux:657.857x1 lm		
NAME:	TYPE:	WEIGHT:
SPEC.:	DIM.:	SERIAL No.:
MFR.:	SUR.:	Shielding Angle:

Table--2

UNIT: cd

C (DEG) \ γ (DEG)	285	300	315	330	345														
0	61.4	61.2	61.1	61.2	61.2														
5	66.5	67.4	67.6	68.4	68.2														
10	86.2	86.5	86.5	87.0	86.9														
15	113	112	111	112	111														
20	132	131	129	129	128														
25	132	131	129	129	128														
30	117	116	116	116	115														
35	99.1	98.7	98.2	98.8	98.0														
40	82.4	82.2	81.9	82.6	81.9														
45	67.8	68.1	68.1	68.5	67.8														
50	56.6	56.9	57.1	57.3	56.7														
55	48.5	48.5	48.2	48.6	48.4														
60	42.8	42.9	42.7	42.6	42.4														
65	38.7	38.9	38.6	38.7	38.3														
70	36.1	35.9	36.0	36.0	35.5														
75	34.0	33.8	33.7	33.8	33.5														
80	31.9	31.9	31.7	31.8	31.7														
85	30.0	29.8	29.6	29.8	29.5														
90	28.0	27.9	27.8	27.7	27.6														
95	25.8	25.8	25.7	26.0	25.8														
100	23.9	23.7	23.7	23.8	23.5														
105	22.1	22.0	21.9	21.9	21.8														
110	20.2	20.1	20.2	20.3	20.0														
115	18.7	18.7	18.6	18.8	18.5														
120	17.5	17.4	17.4	17.4	17.3														
125	16.2	16.2	16.1	16.2	16.1														
130	15.4	15.3	15.2	15.4	15.2														
135	15.0	14.8	14.9	14.9	14.9														
140	14.7	14.7	14.6	14.5	14.6														
145	14.5	14.4	14.5	14.5	14.3														
150	14.0	13.8	13.5	13.8	13.6														
155	12.5	11.9	12.2	12.7	12.6														
160	10.2	8.97	9.12	10.0	10.5														
165	6.86	5.10	5.08	6.04	6.86														
170	3.57	1.93	1.67	1.95	2.67														
175	0.25	0.00	0.00	0.00	0.00														
180	0.00	0.00	0.00	0.00	0.00														

C Range: 0 - 360DEG
 C Interval: 15.0DEG
 Test Speed: HIGH
 Temperature:24.5°C
 Operators:Dingmin Zhang
 Test Date:2025-11-25

γ Range: 0 - 180DEG
 γ Interval: 0.5DEG
 Test System:EVERFINE GO-R5000_V2 SYSTEM V2.00.463
 Humidity:65.0%
 Test Distance:30.000m [K=0.9305]
 Remarks: