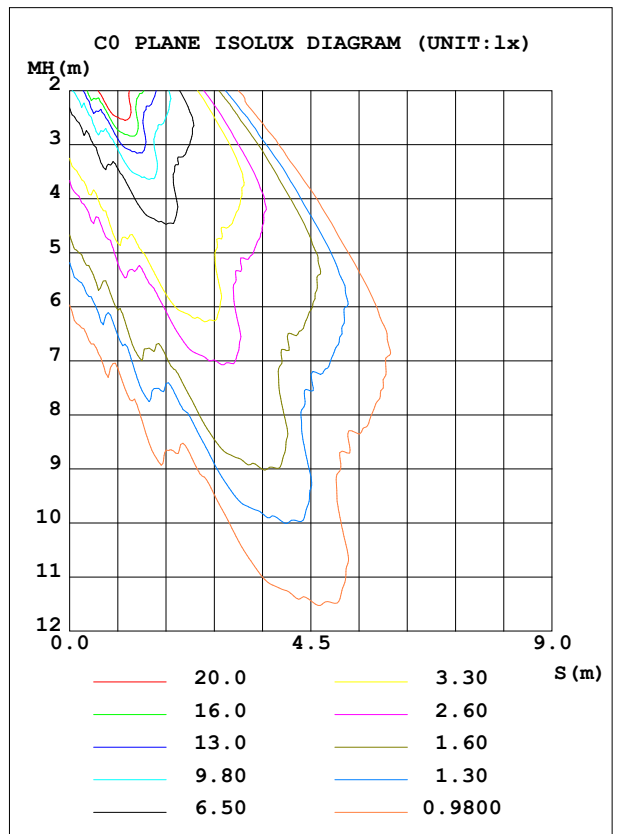
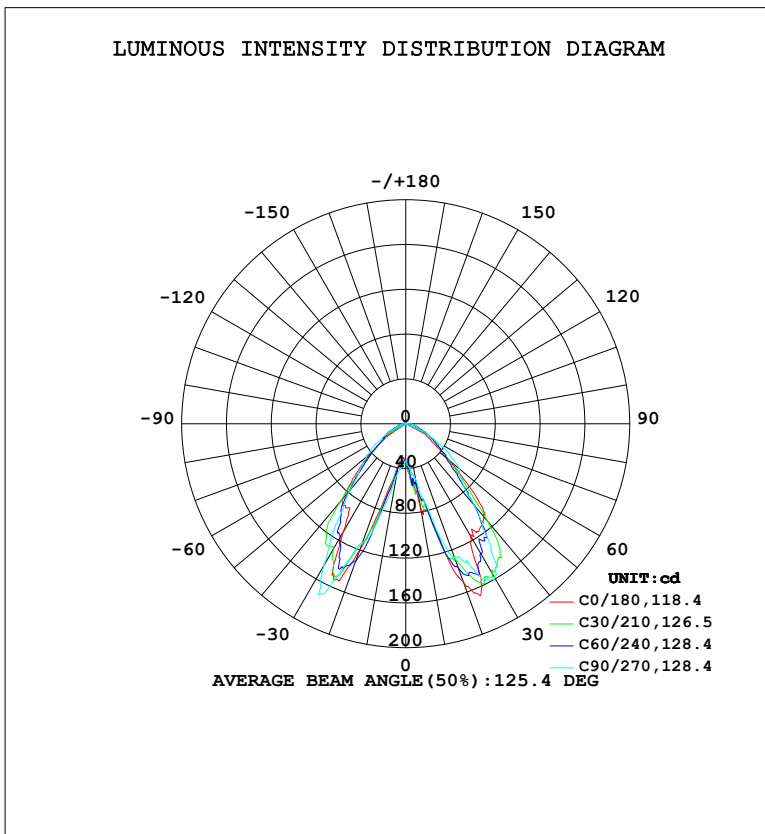


LUMINAIRE PHOTOMETRIC TEST REPORT

Test:U:110.38V I:0.2119A P:20.206W PF:0.8640 Freq:60.01Hz Lamp Flux:280.55lx1 lm		
NAME:	TYPE:	WEIGHT:
SPEC.:	DIM.:	SERIAL No.:
MFR.:	SUR.:	Shielding Angle:

DATA OF LAMP		PHOTOMETRIC DATA			
MODEL	HF7960-AB-PBP	Imax (cd)	173.1	S/MH (C0/180)	1.73
NOMINAL POWER (W)		LOR (%)	100.0	S/MH (C90/270)	1.88
RATED VOLTAGE (V)	110	TOTAL FLUX (lm)	280.55	$\eta$ UP, DN (C0-180)	1.0, 53.8
NOMINAL FLUX (lm)	280.551	CIE CLASS	DIRECT	$\eta$ UP, DN (C180-360)	0.3, 45.0
LAMPS INSIDE	1	$\eta$ up (%)	1.3	CIBSE SHR NOM	0.50
TEST VOLTAGE (V)	110.354	$\eta$ down (%)	98.7	CIBSE SHR MAX	0.70



C Range: 0 - 360DEG  
 C Interval: 15.0DEG  
 Test Speed: HIGH  
 Temperature: 24.5°C  
 Operators: Dingmin Zhang  
 Test Date: 2025-11-25

$\gamma$  Range: 0 - 180DEG  
 $\gamma$  Interval: 0.5DEG  
 Test System: EVERFINE GO-R5000\_V2 SYSTEM V2.00.463  
 Humidity: 65.0%  
 Test Distance: 30.000m [K=0.9305]  
 Remarks:

ZONAL FLUX DIAGRAM

ZONAL FLUX DIAGRAM:

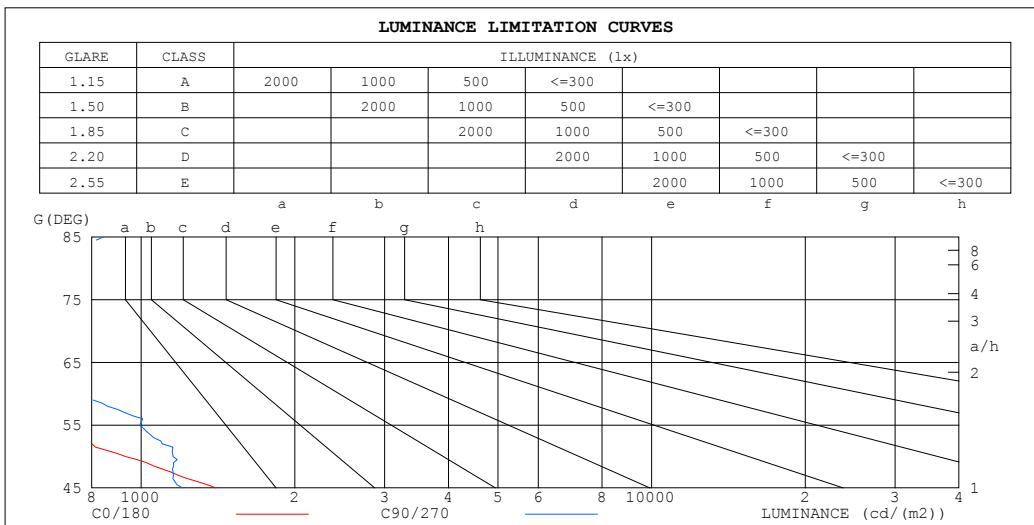
$\gamma$	C0	C45	C90	C135	C180	C225	C270	C315	$\gamma$	$\Phi$ zone	$\Phi$ total	\$lum,lamp
10	76.20	56.17	49.48	41.75	37.09	39.10	47.17	60.93	0- 10	4.126	4.126	1.47,1.47
20	150.3	156.4	127.0	112.4	119.9	133.8	113.1	124.4	10- 20	25.91	30.04	10.7,10.7
30	114.9	118.6	158.2	146.9	112.1	109.1	146.5	121.8	20- 30	65.92	95.95	34.2,34.2
40	107.6	92.67	95.42	103.6	88.38	77.93	78.41	91.42	30- 40	70.18	166.1	59.2,59.2
50	49.98	53.26	61.94	51.64	37.89	37.27	46.18	39.07	40- 50	52.12	218.3	77.8,77.8
60	21.61	26.56	31.30	28.68	14.98	16.61	22.80	19.62	50- 60	29.29	247.5	88.2,88.2
70	13.57	11.63	12.49	14.64	8.203	8.045	8.290	9.147	60- 70	15.93	263.5	93.9,93.9
80	8.792	8.369	8.040	8.621	4.771	5.031	4.687	4.102	70- 80	9.010	272.5	97.1,97.1
90	2.931	2.930	2.947	3.841	1.078	1.365	1.086	0.6109	80- 90	4.550	277.0	98.7,98.7
100	1.113	1.423	1.089	1.466	0.3591	0.2510	0.1897	0	90-100	1.287	278.3	99.2,99.2
110	0.8520	0.5022	0.6852	0.7681	0	0.0925	0	0	100-110	0.5769	278.9	99.4,99.4
120	0.3379	0.1870	0.3181	0.3890	0	0	0	0	110-120	0.2929	279.2	99.5,99.5
130	0.2541	0.0837	0.1674	0.2058	0	0	0	0	120-130	0.1178	279.3	99.6,99.6
140	0.2511	0.3134	0.1674	0.3578	0	0	0	0	130-140	0.0768	279.4	99.6,99.6
150	0.4185	0.6707	0.4930	0.4235	0.6681	0.2499	0.6681	0.5816	140-150	0.1333	279.5	99.6,99.6
160	1.901	1.840	1.839	1.503	2.680	1.531	2.396	1.970	150-160	0.5847	280.1	99.8,99.8
170	0	0	0	0	0	0.0032	0	0	160-170	0.4535	280.6	100,100
180	0	0	0	0	0	0	0	0	170-180	0.0001	280.6	100,100
DEG	LUMINOUS INTENSITY:cd									UNIT:lm		

C Range: 0 - 360DEG  
 C Interval: 15.0DEG  
 Test Speed: HIGH  
 Temperature:24.5°C  
 Operators:Dingmin Zhang  
 Test Date:2025-11-25

$\gamma$  Range: 0 - 180DEG  
 $\gamma$  Interval: 0.5DEG  
 Test System:EVERFINE GO-R5000\_V2 SYSTEM V2.00.463  
 Humidity:65.0%  
 Test Distance:30.000m [K=0.9305]  
 Remarks:

LUMINANCE LIMITATION CURVES

Test:U:110.38V I:0.2119A P:20.206W PF:0.8640 Freq:60.01Hz Lamp Flux:280.55lx1 lm		
NAME:	TYPE:	WEIGHT:
SPEC.:	DIM.:	SERIAL No.:
MFR.:	SUR.:	Shielding Angle:



LUMINANCE cd/(m2)		
G (DEG)	C0/180	C90/270
85	727	844
80	607	555
75	506	466
70	476	438
65	504	535
60	519	751
55	632	994
50	933	1156
45	1403	1206

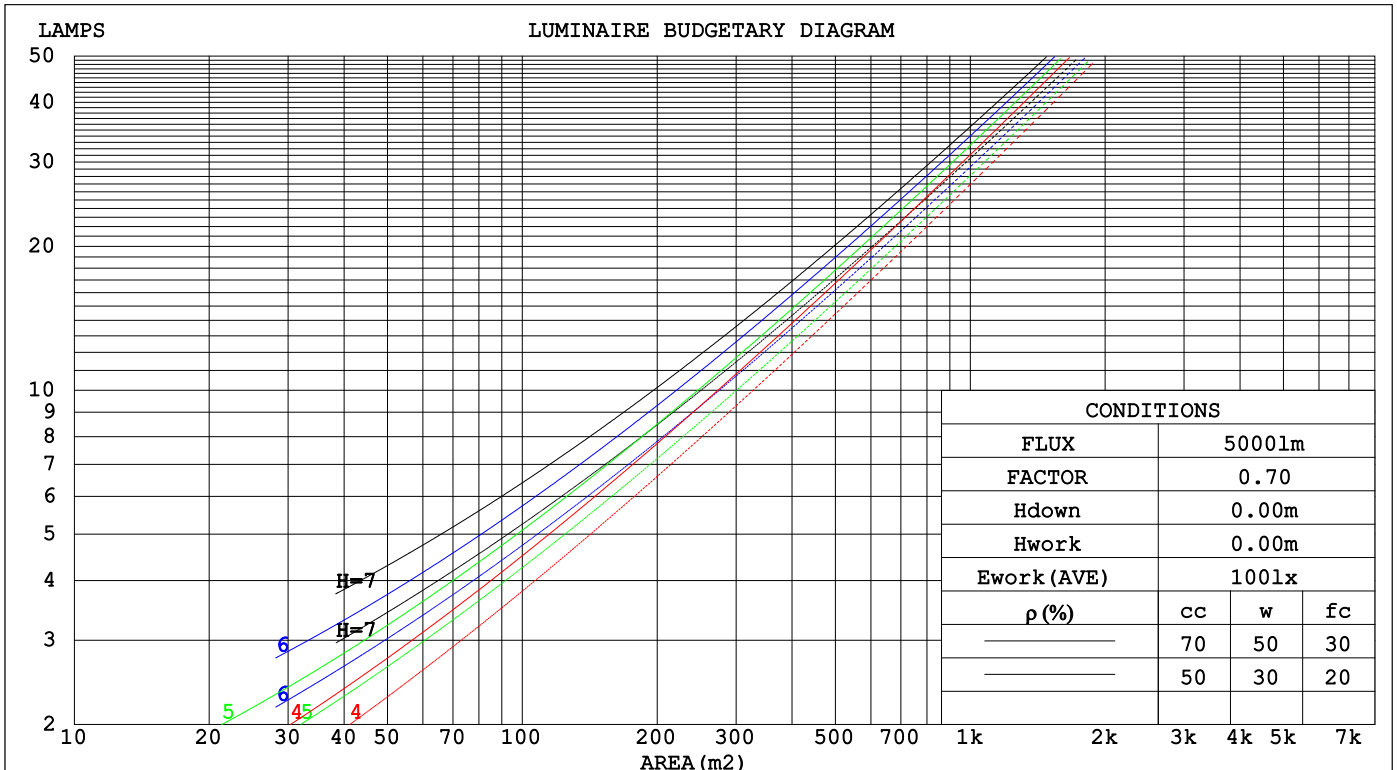
C Range: 0 - 360DEG  
 C Interval: 15.0DEG  
 Test Speed: HIGH  
 Temperature:24.5°C  
 Operators:Dingmin Zhang  
 Test Date:2025-11-25

γ Range: 0 - 180DEG  
 γ Interval: 0.5DEG  
 Test System:EVERFINE GO-R5000\_V2 SYSTEM V2.00.463  
 Humidity:65.0%  
 Test Distance:30.000m [K=0.9305]  
 Remarks:

CU AND LUMINAIRE BUDGETARY ESTIMATE DIAGRAM

Test:U:110.38V I:0.2119A P:20.206W PF:0.8640 Freq:60.01Hz		
Lamp Flux:280.55lx1 lm		
NAME:	TYPE:	WEIGHT:
SPEC.:	DIM.:	SERIAL No.:
MFR.:	SUR.:	Shielding Angle:

pcc	80%			70%			50%			30%			10%			0
pw	50%	30%	10%	50%	30%	10%	50%	30%	10%	50%	30%	10%	50%	30%	10%	0
pfc	20%			20%			20%			20%			20%			0
RCR	RCR:Room Cavity Ratio						Coefficients of Utilization(CU)									
0.0	1.19	1.19	1.19	1.16	1.16	1.16	1.10	1.10	1.10	1.05	1.05	1.05	1.01	1.01	1.01	.99
1.0	1.06	1.02	.99	1.03	1.00	.97	.99	.96	.94	.95	.93	.91	.91	.89	.88	.86
2.0	.94	.88	.83	.92	.87	.82	.89	.84	.80	.85	.81	.78	.82	.79	.76	.74
3.0	.84	.77	.71	.83	.76	.71	.80	.74	.69	.77	.72	.68	.74	.70	.67	.65
4.0	.76	.68	.62	.74	.67	.61	.72	.65	.60	.69	.64	.59	.67	.62	.58	.56
5.0	.68	.60	.54	.67	.59	.54	.65	.58	.53	.63	.57	.52	.61	.56	.52	.50
6.0	.62	.53	.47	.61	.53	.47	.59	.52	.47	.57	.51	.46	.55	.50	.46	.44
7.0	.56	.48	.42	.55	.47	.42	.54	.47	.42	.52	.46	.41	.51	.45	.41	.39
8.0	.51	.43	.38	.50	.43	.37	.49	.42	.37	.48	.41	.37	.46	.41	.37	.35
9.0	.47	.39	.34	.46	.39	.34	.45	.38	.33	.44	.38	.33	.43	.37	.33	.31
10.0	.43	.35	.30	.43	.35	.30	.41	.35	.30	.40	.34	.30	.40	.34	.30	.28



C Range: 0 - 360DEG  
 C Interval: 15.0DEG  
 Test Speed: HIGH  
 Temperature:24.5°C  
 Operators:Dingmin Zhang  
 Test Date:2025-11-25

γ Range: 0 - 180DEG  
 γ Interval: 0.5DEG  
 Test System:EVERFINE GO-R5000\_V2 SYSTEM V2.00.463  
 Humidity:65.0%  
 Test Distance:30.000m [K=0.9305]  
 Remarks:

WEC AND CCEC

Test:U:110.38V I:0.2119A P:20.206W PF:0.8640 Freq:60.01Hz														
Lamp Flux:280.55lx1 lm														
NAME:					TYPE:					WEIGHT:				
SPEC.:					DIM.:					SERIAL No.:				
MFR.:					SUR.:					Shielding Angle:				

ρ <sub>cc</sub>	80%			70%			50%			30%			10%			0
ρ <sub>w</sub>	50%	30%	10%	50%	30%	10%	50%	30%	10%	50%	30%	10%	50%	30%	10%	0
ρ <sub>fc</sub>	20%			20%			20%			20%			20%			0
RCR	RCR:Room Cavity Ratio						Wall Exitance Coefficients(WEC)									
0.0																
1.0	.267	.152	.048	.259	.148	.047	.245	.141	.045	.233	.134	.043	.221	.128	.041	
2.0	.252	.138	.042	.246	.135	.042	.234	.130	.040	.223	.125	.039	.213	.120	.038	
3.0	.237	.126	.038	.231	.124	.037	.221	.120	.036	.211	.116	.035	.202	.112	.035	
4.0	.222	.115	.034	.217	.114	.034	.208	.110	.033	.199	.107	.032	.191	.104	.032	
5.0	.209	.106	.031	.204	.105	.031	.196	.102	.030	.188	.099	.030	.181	.097	.029	
6.0	.196	.098	.028	.192	.097	.028	.185	.095	.028	.178	.092	.027	.171	.090	.027	
7.0	.185	.091	.026	.181	.090	.026	.174	.088	.025	.168	.086	.025	.162	.084	.025	
8.0	.174	.085	.024	.171	.084	.024	.165	.082	.024	.159	.081	.023	.154	.079	.023	
9.0	.165	.080	.022	.162	.079	.022	.156	.077	.022	.151	.076	.022	.146	.074	.021	
10.0	.156	.075	.021	.154	.074	.021	.149	.073	.021	.144	.071	.020	.140	.070	.020	

ρ <sub>cc</sub>	80%			70%			50%			30%			10%			0
ρ <sub>w</sub>	50%	30%	10%	50%	30%	10%	50%	30%	10%	50%	30%	10%	50%	30%	10%	0
ρ <sub>fc</sub>	20%			20%			20%			20%			20%			0
RCR	RCR:Room Cavity Ratio						Ceiling Cavity Exitance Coefficients(CCEC)									
0.0	.200	.200	.200	.171	.171	.171	.117	.117	.117	.067	.067	.067	.021	.021	.021	
1.0	.187	.166	.147	.160	.143	.127	.109	.098	.088	.063	.057	.051	.020	.018	.017	
2.0	.177	.142	.112	.151	.122	.097	.104	.084	.068	.060	.049	.040	.019	.016	.013	
3.0	.168	.124	.089	.144	.107	.077	.099	.074	.054	.057	.043	.032	.018	.014	.010	
4.0	.160	.110	.072	.137	.095	.063	.094	.066	.044	.055	.039	.026	.018	.013	.009	
5.0	.153	.100	.060	.131	.086	.052	.090	.060	.037	.052	.035	.022	.017	.012	.007	
6.0	.146	.091	.052	.126	.079	.045	.087	.055	.032	.050	.032	.019	.016	.011	.006	
7.0	.140	.084	.045	.120	.073	.039	.083	.051	.028	.048	.030	.017	.016	.010	.005	
8.0	.134	.078	.040	.115	.068	.035	.080	.048	.025	.046	.028	.015	.015	.009	.005	
9.0	.129	.073	.036	.111	.064	.032	.077	.045	.022	.045	.026	.013	.014	.009	.004	
10.0	.124	.069	.033	.107	.060	.029	.074	.042	.021	.043	.025	.012	.014	.008	.004	

C Range: 0 - 360DEG  
 C Interval: 15.0DEG  
 Test Speed: HIGH  
 Temperature:24.5°C  
 Operators:Dingmin Zhang  
 Test Date:2025-11-25

γ Range: 0 - 180DEG  
 γ Interval: 0.5DEG  
 Test System:EVERFINE GO-R5000\_V2 SYSTEM V2.00.463  
 Humidity:65.0%  
 Test Distance:30.000m [K=0.9305]  
 Remarks:

UGR(Unified Glare Rating) Table

Test:U:110.38V I:0.2119A P:20.206W PF:0.8640 Freq:60.01Hz										
Lamp Flux:280.55lx1 lm										
NAME:			TYPE:			WEIGHT:				
SPEC.:			DIM.:			SERIAL No.:				
MFR.:			SUR.:			Shielding Angle:				
ceiling/cavity	0.7	0.7	0.5	0.5	0.3	0.7	0.7	0.5	0.5	0.3
walls	0.5	0.3	0.5	0.3	0.3	0.5	0.3	0.5	0.3	0.3
working plane	0.2	0.2	0.2	0.2	0.2	0.2	0.2	0.2	0.2	0.2
Room dimensions	Viewed crosswise					Viewed endwise				
x = 2H y = 2H	12.1	13.5	12.4	13.7	13.9	12.1	13.5	12.4	13.7	13.9
3H	12.6	13.8	12.9	14.1	14.3	12.5	13.8	12.8	14.0	14.3
4H	12.9	14.1	13.2	14.3	14.6	12.8	14.0	13.2	14.3	14.6
6H	13.2	14.4	13.6	14.6	14.9	13.2	14.3	13.6	14.6	14.9
8H	13.4	14.5	13.8	14.8	15.1	13.4	14.5	13.8	14.8	15.1
12H	13.6	14.7	14.0	15.0	15.3	13.7	14.7	14.0	15.0	15.3
4H 2H	12.3	13.4	12.6	13.7	14.0	12.2	13.4	12.6	13.7	13.9
3H	12.9	14.0	13.3	14.3	14.6	12.9	13.9	13.2	14.2	14.5
4H	13.4	14.3	13.8	14.6	15.0	13.3	14.2	13.7	14.6	14.9
6H	13.9	14.7	14.3	15.1	15.5	13.9	14.7	14.3	15.1	15.5
8H	14.2	15.0	14.6	15.3	15.7	14.2	15.0	14.6	15.3	15.7
12H	14.5	15.2	14.9	15.6	16.0	14.6	15.2	15.0	15.7	16.1
8H 4H	13.5	14.3	13.9	14.7	15.1	13.4	14.2	13.9	14.6	15.0
6H	14.2	14.9	14.7	15.3	15.7	14.2	14.8	14.7	15.3	15.7
8H	14.7	15.2	15.1	15.7	16.1	14.6	15.2	15.1	15.6	16.1
12H	15.1	15.6	15.6	16.1	16.6	15.2	15.6	15.7	16.1	16.6
12H 4H	13.5	14.2	14.0	14.6	15.1	13.5	14.2	13.9	14.6	15.0
6H	14.3	14.9	14.8	15.3	15.8	14.3	14.9	14.8	15.3	15.8
8H	14.8	15.3	15.3	15.7	16.2	14.8	15.3	15.3	15.7	16.2
Variations with the observer position at spacings(CIE Pub.117):										
S = 1.0H	+ 0.6 / - 0.7					+ 0.7 / - 0.6				
1.5H	+ 0.7 / - 0.7					+ 0.7 / - 0.6				
2.0H	+ 1.7 / - 1.2					+ 1.6 / - 0.9				

CIE Pub.117, 280.6 lm Total Lamp Luminous Flux Corrected (8log(F/F0) = -4.4)  
 Area: 0.08335 m2

C Range: 0 - 360DEG	γ Range: 0 - 180DEG
C Interval: 15.0DEG	γ Interval: 0.5DEG
Test Speed: HIGH	Test System:EVERFINE GO-R5000_V2 SYSTEM V2.00.463
Temperature:24.5°C	Humidity:65.0%
Operators:Dingmin Zhang	Test Distance:30.000m [K=0.9305]
Test Date:2025-11-25	Remarks:

UTILIZATION FACTORS TABLE

Test:U:110.38V I:0.2119A P:20.206W PF:0.8640 Freq:60.01Hz Lamp Flux:280.55lx1 lm		
NAME:	TYPE:	WEIGHT:
SPEC.:	DIM.:	SERIAL No.:
MFR.:	SUR.:	Shielding Angle:

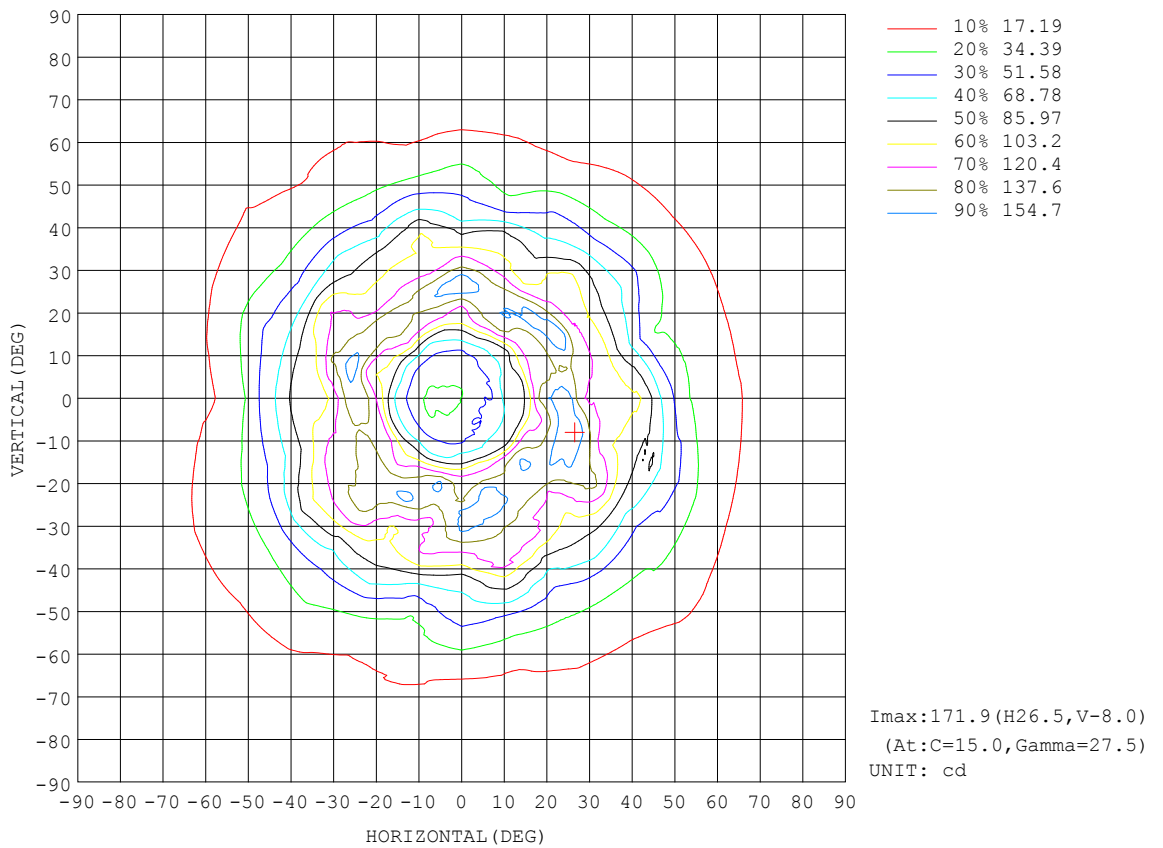
REFLECTANCE										
Ceiling	0.8	0.8	0.8	0.7	0.7	0.7	0.5	0.5	0.5	0
Walls	0.7	0.5	0.3	0.7	0.5	0.3	0.7	0.5	0.3	0
Working plane	0.2	0.2	0.2	0.2	0.2	0.2	0.2	0.2	0.2	0
ROOM INDEX	UTILIZATION FACTORS (PERCENT) $k(RI) \times RCR = 5$									
k = 0.60	66	56	50	65	56	50	64	55	50	44
0.80	76	66	60	75	66	60	73	65	59	53
1.00	84	74	68	82	74	68	80	74	67	61
1.25	90	81	75	88	81	75	86	79	74	68
1.50	94	86	80	93	85	80	90	83	79	72
2.00	100	93	87	98	91	87	95	89	85	78
2.50	103	96	91	101	95	90	97	92	88	81
3.00	105	100	95	103	98	94	99	95	92	84
4.00	108	104	100	106	102	98	102	98	96	87
5.00	110	106	103	108	104	101	103	101	98	89
ROOM INDEX	UF(total)									Direct
According to DIN EN 13032-2 2004			Suspended				SHRNOM = 1.25			

C Range: 0 - 360DEG  
 C Interval: 15.0DEG  
 Test Speed: HIGH  
 Temperature:24.5°C  
 Operators:Dingmin Zhang  
 Test Date:2025-11-25

$\gamma$  Range: 0 - 180DEG  
 $\gamma$  Interval: 0.5DEG  
 Test System:EVERFINE GO-R5000\_V2 SYSTEM V2.00.463  
 Humidity:65.0%  
 Test Distance:30.000m [K=0.9305]  
 Remarks:

ISOCANDELA DIAGRAM

Test:U:110.38V I:0.2119A P:20.206W PF:0.8640 Freq:60.01Hz Lamp Flux:280.55lx1 lm		
NAME:	TYPE:	WEIGHT:
SPEC.:	DIM.:	SERIAL No.:
MFR.:	SUR.:	Shielding Angle:

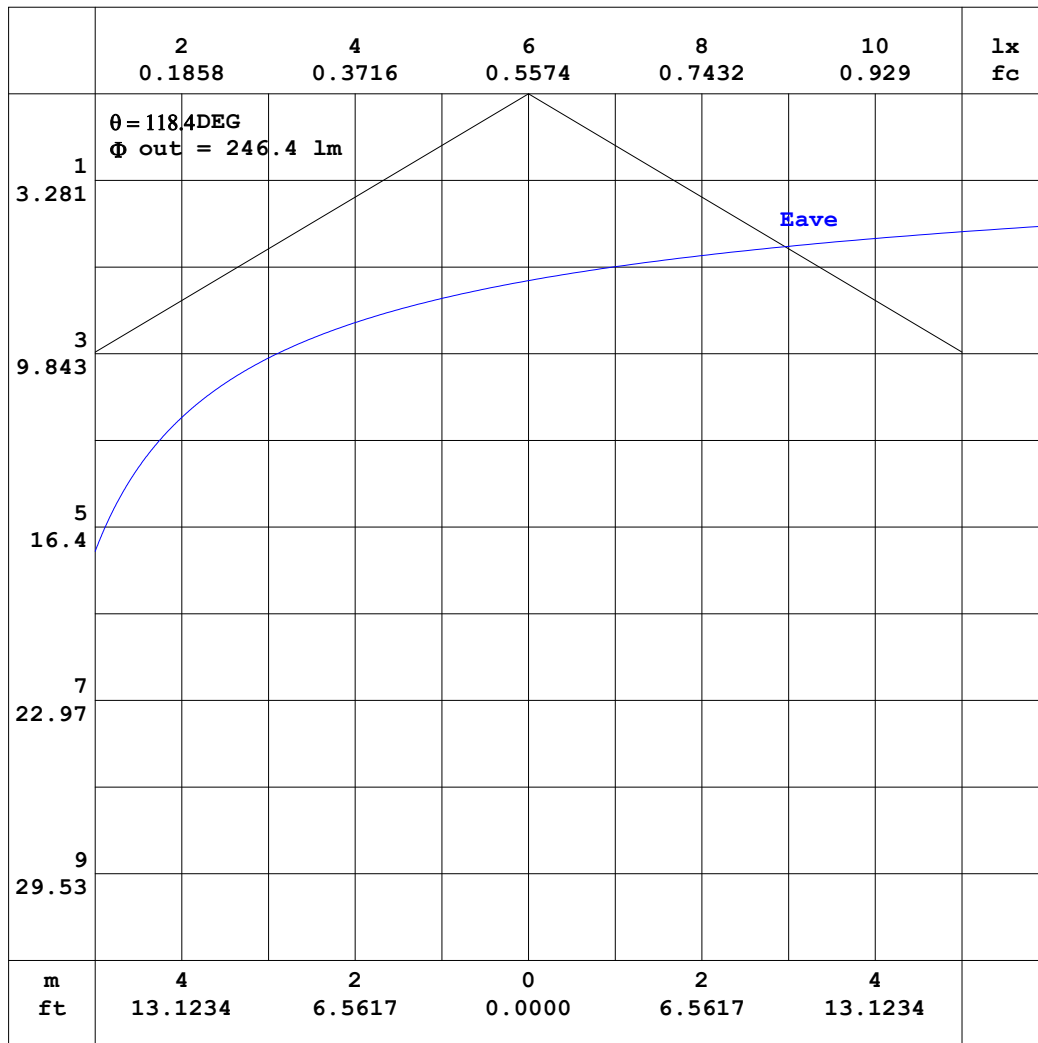


C Range: 0 - 360DEG  
 C Interval: 15.0DEG  
 Test Speed: HIGH  
 Temperature:24.5°C  
 Operators:Dingmin Zhang  
 Test Date:2025-11-25

γ Range: 0 - 180DEG  
 γ Interval: 0.5DEG  
 Test System:EVERFINE GO-R5000\_V2 SYSTEM V2.00.463  
 Humidity:65.0%  
 Test Distance:30.000m [K=0.9305]  
 Remarks:

AAI CURVES

Test:U:110.38V I:0.2119A P:20.206W PF:0.8640 Freq:60.01Hz		
Lamp Flux:280.55lx1 lm		
NAME:	TYPE:	WEIGHT:
SPEC.:	DIM.:	SERIAL No.:
MFR.:	SUR.:	Shielding Angle:



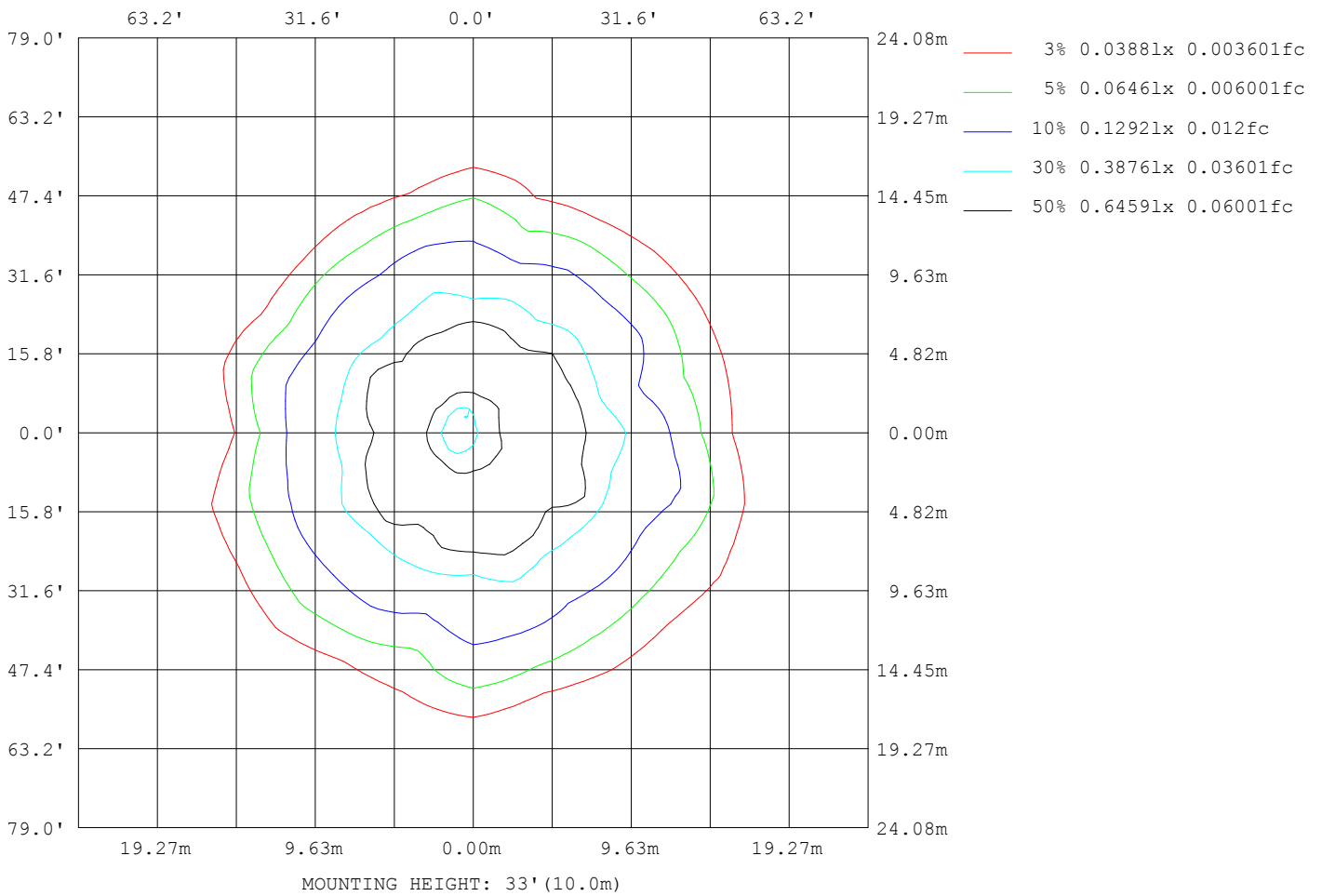
Note: The Curves indicate the illuminated area and the average illumination when the luminaire is at different distance.

C Range: 0 - 360DEG  
 C Interval: 15.0DEG  
 Test Speed: HIGH  
 Temperature: 24.5°C  
 Operators: Dingmin Zhang  
 Test Date: 2025-11-25

$\gamma$  Range: 0 - 180DEG  
 $\gamma$  Interval: 0.5DEG  
 Test System: EVERFINE GO-R5000\_V2 SYSTEM V2.00.463  
 Humidity: 65.0%  
 Test Distance: 30.000m [K=0.9305]  
 Remarks:

ISOLUX DIAGRAM

Test:U:110.38V I:0.2119A P:20.206W PF:0.8640 Freq:60.01Hz Lamp Flux:280.55lx1 lm		
NAME:	TYPE:	WEIGHT:
SPEC.:	DIM.:	SERIAL No.:
MFR.:	SUR.:	Shielding Angle:



C Range: 0 - 360DEG  
 C Interval: 15.0DEG  
 Test Speed: HIGH  
 Temperature:24.5°C  
 Operators:Dingmin Zhang  
 Test Date:2025-11-25

γ Range: 0 - 180DEG  
 γ Interval: 0.5DEG  
 Test System:EVERFINE GO-R5000\_V2 SYSTEM V2.00.463  
 Humidity:65.0%  
 Test Distance:30.000m [K=0.9305]  
 Remarks:

## LED Avg.L Report

Test:U:110.38V I:0.2119A P:20.206W PF:0.8640 Freq:60.01Hz Lamp Flux:280.55lx1 lm		
NAME:	TYPE:	WEIGHT:
SPEC.:	DIM.:	SERIAL No.:
MFR.:	SUR.:	Shielding Angle:

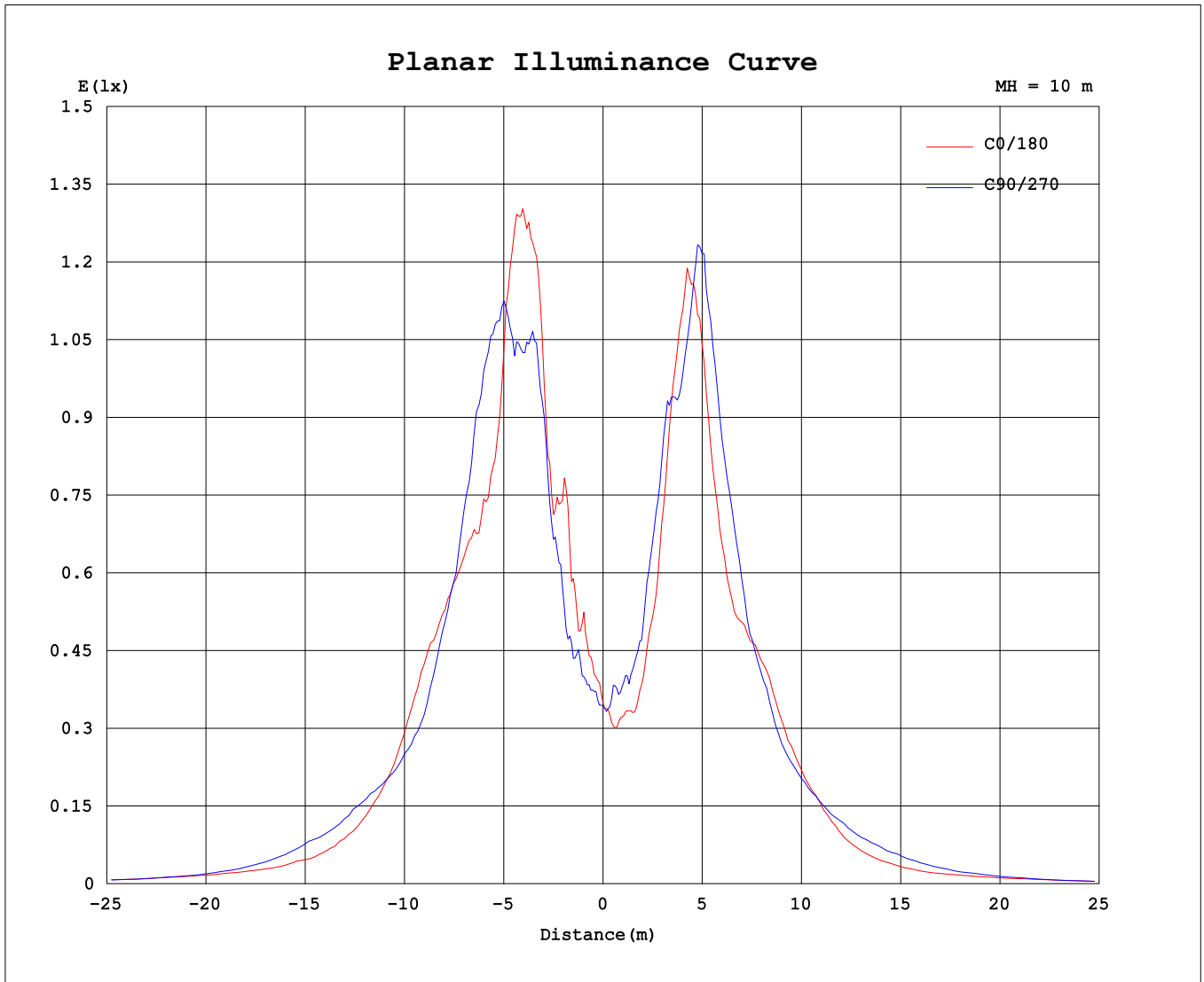
AvgL	cd/m2
L_0~180 (65) av	428
L_0~180 (75) av	404
L_0~180 (85) av	529
L_90~270 (65) av	466
L_90~270 (75) av	384
L_90~270 (85) av	600
L_45 (65) av	449
L_45 (75) av	392
L_45 (85) av	584

Standard: GB/T 29293-2012

C Range: 0 - 360DEG  
C Interval: 15.0DEG  
Test Speed: HIGH  
Temperature:24.5°C  
Operators:Dingmin Zhang  
Test Date:2025-11-25

$\gamma$  Range: 0 - 180DEG  
 $\gamma$  Interval: 0.5DEG  
Test System:EVERFINE GO-R5000\_V2 SYSTEM V2.00.463  
Humidity:65.0%  
Test Distance:30.000m [K=0.9305]  
Remarks:

Planar Illuminance Curve



C Range: 0 - 360DEG  
 C Interval: 15.0DEG  
 Test Speed: HIGH  
 Temperature: 24.5°C  
 Operators: Dingmin Zhang  
 Test Date: 2025-11-25

γ Range: 0 - 180DEG  
 γ Interval: 0.5DEG  
 Test System: EVERFINE GO-R5000\_V2 SYSTEM V2.00.463  
 Humidity: 65.0%  
 Test Distance: 30.000m [K=0.9305]  
 Remarks:

LUMINOUS DISTRIBUTION INTENSITY DATA

Test:U:110.38V I:0.2119A P:20.206W PF:0.8640 Freq:60.01Hz		
Lamp Flux:280.55lx1 lm		
NAME:	TYPE:	WEIGHT:
SPEC.:	DIM.:	SERIAL No.:
MFR.:	SUR.:	Shielding Angle:

Table--1

UNIT: cd

C (DEG) \ γ (DEG)	0	15	30	45	60	75	90	105	120	135	150	165	180	195	210	225	240	255	270
0	34.9	34.8	34.7	34.8	34.8	34.6	34.3	34.7	35.0	34.7	34.7	34.5	34.9	34.8	34.7	34.8	34.8	34.6	34.3
5	48.7	48.6	53.0	49.6	45.2	45.2	39.8	38.5	35.4	33.4	32.2	31.9	32.4	32.0	33.5	36.1	39.1	37.4	37.4
10	76.2	64.2	59.6	56.2	58.9	56.6	49.5	44.6	43.3	41.8	37.6	37.7	37.1	37.5	39.0	39.1	39.6	40.2	47.2
15	90.2	87.2	93.4	84.9	91.5	92.0	81.5	74.8	71.4	76.0	69.6	66.2	62.0	71.1	69.5	78.8	71.6	76.8	79.7
20	150	124	128	156	136	138	127	155	132	112	125	130	120	101	115	134	131	124	113
25	161	167	157	147	148	168	144	143	154	139	149	137	153	148	151	153	143	154	160
30	115	151	155	119	134	153	158	116	129	147	136	125	112	145	128	109	118	121	146
35	115	109	145	103	124	134	131	122	98.8	137	129	112	91.8	105	124	94.1	101	106	107
40	108	92.8	114	92.7	95.8	130	95.4	105	95.4	104	108	81.2	88.4	82.8	91.0	77.9	79.3	102	78.4
45	82.7	82.8	73.8	78.8	65.5	93.0	71.1	65.2	80.4	70.1	83.8	60.6	62.3	62.9	54.5	60.1	54.7	71.2	57.5
50	50.0	65.1	48.5	53.3	48.6	60.4	61.9	41.3	55.5	51.6	53.5	45.6	37.9	47.2	36.2	37.3	38.7	44.7	46.2
55	30.2	45.4	36.1	35.2	36.7	40.1	47.5	28.8	34.7	38.4	34.7	33.5	22.3	31.1	23.6	24.0	25.2	26.0	34.1
60	21.6	29.5	32.1	26.6	27.5	24.1	31.3	26.9	21.2	28.7	26.2	26.2	15.0	20.1	19.0	16.6	20.2	17.5	22.8
65	17.8	18.9	21.0	17.4	19.8	16.6	18.8	19.1	15.9	18.7	17.6	19.6	12.4	13.3	16.6	13.5	14.1	12.0	14.0
70	13.6	12.8	14.5	11.6	13.5	12.7	12.5	15.6	12.4	14.6	13.1	13.7	8.20	8.04	9.36	8.05	9.72	8.37	8.29
75	10.9	10.0	11.1	10.0	9.44	11.1	10.0	11.1	10.6	10.9	10.8	11.3	6.53	5.86	6.95	6.70	7.79	7.03	6.53
80	8.79	7.53	8.15	8.37	7.36	8.71	8.04	8.29	8.62	8.62	9.04	8.96	4.77	4.77	4.94	5.03	4.62	5.47	4.69
85	5.28	5.59	5.27	5.76	5.77	5.45	6.13	5.45	5.78	5.93	6.27	6.11	2.41	2.53	2.01	2.86	2.43	2.68	2.59
90	2.93	2.42	2.52	2.93	3.00	2.68	2.95	3.51	3.18	3.84	4.02	4.27	1.08	0.93	1.42	1.36	1.28	1.25	1.09
95	1.64	1.26	1.43	1.84	1.79	1.59	1.68	1.85	2.01	2.17	2.42	3.01	0.39	0.17	0.33	0.50	0.53	0.38	0.25
100	1.11	0.75	1.04	1.42	1.50	1.04	1.09	1.52	1.34	1.47	1.76	1.84	0.36	0.10	0.15	0.25	0.26	0.28	0.19
105	1.10	0.64	0.68	0.97	1.09	0.82	0.75	1.15	1.01	1.04	1.29	1.26	0.32	0.00	0.03	0.25	0.09	0.00	0.00
110	0.85	0.50	0.48	0.50	0.87	0.70	0.69	0.82	0.93	0.77	1.06	0.99	0.00	0.00	0.00	0.09	0.25	0.00	0.00
115	0.75	0.41	0.34	0.41	0.59	0.64	0.47	0.75	0.84	0.71	0.84	0.75	0.00	0.00	0.00	0.00	0.00	0.00	0.00
120	0.34	0.28	0.17	0.19	0.22	0.52	0.32	0.25	0.52	0.39	0.84	0.55	0.00	0.00	0.00	0.00	0.00	0.00	0.00
125	0.14	0.17	0.25	0.08	0.23	0.17	0.17	0.00	0.35	0.24	0.51	0.35	0.00	0.00	0.00	0.00	0.00	0.00	0.00
130	0.25	0.17	0.30	0.08	0.08	0.11	0.17	0.00	0.39	0.21	0.35	0.18	0.00	0.00	0.00	0.00	0.00	0.00	0.00
135	0.25	0.17	0.27	0.15	0.10	0.08	0.17	0.08	0.30	0.25	0.33	0.08	0.00	0.00	0.00	0.00	0.00	0.00	0.00
140	0.25	0.17	0.35	0.31	0.16	0.08	0.17	0.16	0.21	0.36	0.33	0.22	0.00	0.00	0.00	0.00	0.00	0.00	0.00
145	0.25	0.17	0.45	0.33	0.22	0.13	0.17	0.21	0.24	0.39	0.33	0.30	0.00	0.20	0.08	0.00	0.00	0.27	0.15
150	0.42	0.50	0.56	0.67	0.44	0.80	0.49	0.25	0.50	0.42	0.72	0.42	0.67	0.66	0.22	0.25	0.59	0.72	0.67
155	1.25	1.38	1.26	1.52	1.33	1.34	1.32	1.26	1.29	1.36	1.36	1.17	1.67	1.59	0.85	1.12	1.34	1.59	1.51
160	1.90	1.56	1.59	1.84	2.01	1.92	1.84	1.58	1.42	1.50	1.52	1.84	2.68	2.53	2.35	1.53	1.53	1.91	2.40
165	2.02	1.25	1.59	2.09	2.17	2.55	2.18	2.24	1.50	1.17	1.42	1.76	2.42	2.39	2.26	1.59	1.31	1.33	2.34
170	0.00	0.00	0.00	0.00	0.16	0.09	0.00	0.00	0.00	0.00	0.00	0.00	0.00	0.02	0.00	0.00	0.00	0.00	0.00
175	0.00	0.00	0.00	0.00	0.00	0.00	0.00	0.00	0.00	0.00	0.00	0.00	0.00	0.00	0.00	0.00	0.00	0.00	0.00
180	0.00	0.00	0.00	0.00	0.00	0.00	0.00	0.00	0.00	0.00	0.00	0.00	0.00	0.00	0.00	0.00	0.00	0.00	0.00

C Range: 0 - 360DEG

C Interval: 15.0DEG

Test Speed: HIGH

Temperature:24.5°C

Operators:Dingmin Zhang

Test Date:2025-11-25

γ Range: 0 - 180DEG

γ Interval: 0.5DEG

Test System:EVERFINE GO-R5000\_V2 SYSTEM V2.00.463

Humidity:65.0%

Test Distance:30.000m [K=0.9305]

Remarks:

LUMINOUS DISTRIBUTION INTENSITY DATA

Test:U:110.38V I:0.2119A P:20.206W PF:0.8640 Freq:60.01Hz Lamp Flux:280.55lx1 lm		
NAME:	TYPE:	WEIGHT:
SPEC.:	DIM.:	SERIAL No.:
MFR.:	SUR.:	Shielding Angle:

Table--2

UNIT: cd

C (DEG) \ γ (DEG)	285	300	315	330	345														
0	34.7	35.0	34.7	34.7	34.5														
5	40.9	42.6	43.9	47.0	46.8														
10	50.7	57.6	60.9	67.4	73.7														
15	89.9	86.8	82.3	95.7	89.1														
20	139	150	124	133	131														
25	148	152	160	159	137														
30	128	105	122	125	127														
35	103	94.0	115	104	107														
40	87.6	72.8	91.4	81.1	74.6														
45	49.6	58.4	61.6	65.5	45.0														
50	29.7	42.6	39.1	46.9	31.8														
55	22.9	27.0	28.5	30.0	27.3														
60	19.0	16.2	19.6	20.8	23.3														
65	13.4	10.6	13.6	11.0	14.6														
70	8.72	7.70	9.15	7.06	8.79														
75	6.70	5.44	6.20	5.27	4.85														
80	4.60	3.89	4.10	4.03	3.77														
85	3.02	2.51	2.43	2.82	2.43														
90	1.02	0.76	0.61	1.00	0.66														
95	0.22	0.08	0.08	0.08	0.00														
100	0.13	0.00	0.00	0.08	0.00														
105	0.15	0.00	0.00	0.00	0.00														
110	0.00	0.00	0.00	0.00	0.00														
115	0.00	0.00	0.00	0.00	0.00														
120	0.00	0.00	0.00	0.00	0.00														
125	0.00	0.00	0.00	0.00	0.00														
130	0.00	0.00	0.00	0.00	0.00														
135	0.00	0.00	0.00	0.00	0.00														
140	0.00	0.00	0.00	0.00	0.00														
145	0.08	0.00	0.00	0.28	0.00														
150	0.72	0.33	0.58	0.83	0.50														
155	1.59	1.33	1.42	1.31	1.42														
160	2.59	2.25	1.97	1.90	1.98														
165	2.34	2.06	1.85	1.76	1.76														
170	0.00	0.00	0.00	0.00	0.00														
175	0.00	0.00	0.00	0.00	0.00														
180	0.00	0.00	0.00	0.00	0.00														

C Range: 0 - 360DEG  
 C Interval: 15.0DEG  
 Test Speed: HIGH  
 Temperature:24.5°C  
 Operators:Dingmin Zhang  
 Test Date:2025-11-25

γ Range: 0 - 180DEG  
 γ Interval: 0.5DEG  
 Test System:EVERFINE GO-R5000\_V2 SYSTEM V2.00.463  
 Humidity:65.0%  
 Test Distance:30.000m [K=0.9305]  
 Remarks: